

1.

Madrasat Ahlul'Bait Islamic School

# Grade 1 Fiqh



Cover Design by: Muhammad Fawaz

Shia-Muslim Association of Bay Area

**First Edition**  
**First Printing**

(Revision 1.0)  
**September 10, 2006**

**Compilers and Co-Authors:**

Samina Ali, Member Syllabus Committee,  
Madrasat Ahlul’Bait, Shia-Muslim Association of Bay Area

**Editors:**

Sister Urooj Kazmi, Chair Syllabus Committee,  
Madrasat Ahlul’Bait, Shia-Muslim Association of Bay Area

**Copyright Free & Non-Profit Notice:**

Madrasat Ahlul’Bait curriculum material can be freely copied, duplicated, reproduced, quoted, distributed, printed, used in derivative works and saved on any media and platform for non-profit and educational purposes only. A fee no higher than the cost of copying may be charged for the material.

**Note from Madrasat Ahlul’Bait:**

The Publishers and the Authors have made every effort to present the Quranic verses, prophetic and masomeen traditions, their explanations and the material from the sources referenced in an accurate, complete and clear manner. We ask for forgiveness from Allah (SWT) and the readers if any mistakes have been overlooked during the review process.

**Contact Information:**

Any correspondence related to this publication and all notations of errors or omissions should be addressed to Syllabus Committee, Madrasat Ahlul’Bait, Shia-Muslim Association of Bay Area at [saba@saba-igc.org](mailto:saba@saba-igc.org).

**Published by:**

Madrasat Ahlul’Bait  
Shia-Muslim Association of Bay Area  
4415 Fortran Court, San Jose, CA 95134, USA  
[www.saba-igc.org](http://www.saba-igc.org)  
[saba@saba-igc.org](mailto:saba@saba-igc.org)

**LIMIT OF LIABILITY/DISCLAIMER OF WARRANTY:** THE PUBLISHER AND THE AUTHORS MAKE NO REPRESENTATIONS OR WARRANTIES WITH RESPECT TO THE ACCURACY OR COMPLETENESS OF THE CONTENTS OF THIS WORK AND SPECIFICALLY DISCLAIM ALL WARRANTIES, INCLUDING WITHOUT LIMITATION WARRANTIES OF FITNESS FOR A PARTICULAR PURPOSE. NO WARRANTY MAY BE CREATED OR EXTENDED BY SALES OR PROMOTIONAL MATERIALS. THE ADVICE AND STRATEGIES CONTAINED HEREIN MAY NOT BE SUITABLE FOR EVERY SITUATION. NEITHER THE PUBLISHER NOR THE AUTHORS SHALL BE LIABLE FOR DAMAGES ARISING HEREFROM. THE FACT THAT AN ORGANIZATION, BOOK OR WEBSITE IS REFERRED TO IN THIS WORK AS A CITATION AND/OR A POTENTIAL SOURCE OF FURTHER INFORMATION DOES NOT MEAN THAT THE AUTHORS OR THE PUBLISHER ENDORSES THE INFORMATION THE ORGANIZATION OR WEBSITE MAY PROVIDE OR RECOMMENDATIONS IT MAY MAKE. FURTHER, READERS SHOULD BE AWARE THAT BOOKS AND INTERNET WEBSITES LISTED IN THIS WORK MAY HAVE CHANGED OR DISAPPEARED BETWEEN WHEN THIS WORK WAS WRITTEN AND WHEN IT IS READ. SHIA ASSOCIATION OF BAY AREA IS NOT ASSOCIATED WITH ANY ORGANIZATION, PRODUCT OR VENDOR MENTIONED IN THIS BOOK.

# Table of Contents

Table of Contents .....	3
Foreword .....	5
Section I: Islamic Beliefs (Fiqh) .....	6
Chapter 1: Usul-e-Din (Roots of Islam).....	7
1.1 Usul-e-din (roots of religion) are 5 .....	8
1.2 Worksheet: Usul-e din are Five .....	9
1.3 Worksheet: What are 5 Usul-e-Din.....	10
1.4 Worksheet: Find the Missing Usul-e-Din.....	11
Chapter 2: Allah is Qadeem - Allah has no Beginning or End.....	12
2.1 Worksheet: Allah is Qadeem .....	13
Chapter 3: Allah is Alim - Allah Knows Everything.....	14
3.1 Worksheet: Allah is Alim .....	15
Chapter 4: Allah is Mutakallim - Allah can make Everything Talk.....	16
4.1 Worksheet: Allah is Mutakallim.....	17
Chapter 5: Allah is Qadir - Allah is the Strongest and the Most Powerful.....	18
5.1 Worksheet: Allah is Qadir .....	20
5.2 Worksheet: Only Ask Allah (swt) for Help.....	21
Chapter 6: Prophets and Imams .....	22
6.1 Worksheet: Prophets and Imams I .....	23
6.2 Worksheet: Prophets and Imams II.....	24
6.3 Worksheet: First Imam (a).....	25
6.4 Worksheet: Last Imam.....	26
Chapter 7: Ahlul bait are Like the Ark of Prophet Nuh (a) .....	27
7.1 Worksheet: Ahlul bait are Like the Ark of Prophet Nuh (a).....	28
7.2 Worksheet: Color and Count the Hearts .....	29
Chapter 8: Furoo-e-deen.....	30
8.1 Worksheet: Furoo-e-deen.....	31
8.2 Worksheet: Label the branches of tree of Islam and color it .....	32
Chapter 9: Wudhu .....	33
9.1 Worksheet: Wudhu sunnat Actions .....	34
9.2 Wajib Actions of Wudu .....	35
9.3 Worksheet: Wudhu Wajib Actions .....	37
9.4 Complete Wudu - Revision.....	38
9.5 Complete Wudhu: Practical Demonstration .....	39
Chapter 10: Adhan and Iqama .....	40
10.1 Whole Adhan .....	41
10.2 Iqama.....	42
10.3 Worksheet: Adhan and Iqamah.....	43
Chapter 11: Saalat (daily prayers) .....	44
11.1 Worksheet: Salaat .....	45
11.2 Worksheet: Write the names of the Salaat on the pillars of Masjid and color.....	46

11.3 Worksheet: Salaat crossword.....	47
<b>Chapter 12: Actions of Salaat .....</b>	<b>48</b>
12.1 Worksheet: Number the actions of Salaat in their correct order.....	49
<b>Chapter 13: Different parts of the body that should touch ground during Sajda ....</b>	<b>50</b>
13.1 Worksheet: Different parts of the body that should touch ground during Sajda .....	51
13.2 Worksheet: Color the right Mohr.....	52
<b>Chapter 14: Amr bil Ma'roof (Guide others to the Good).....</b>	<b>53</b>
14.1 Worksheet: Amr bil Ma'roof.....	55
<b>Chapter 15: Kalima (review) .....</b>	<b>56</b>
15.1 Worksheet: Kalima .....	57
15.2 Worksheet: Write Numbers 2 to 12 in Stars .....	58
15.3 Worksheet: Color the Hearts.....	59
<b>Chapter 16: Angels and Shaytan.....</b>	<b>60</b>
16.1 Worksheet: Angels and Shaytan .....	62
<b>Chapter 17: Awareness of living Imam (as)-1.....</b>	<b>63</b>
17.1 Worksheet: Awareness of Living Imam (a) -1 .....	64
<b>Chapter 18: Awareness of living Imam (as) -2.....</b>	<b>66</b>
18.1 Worksheet: Awareness of Living Imam (a)-2 .....	67
18.2 Worksheet: A Letter to Imam Mahdi (a) .....	68
18.3 Worksheet: Title of Imam (a) .....	69
<b>SECTION II: Special Occasions.....</b>	<b>70</b>
<b>Chapter 19: Sawm.....</b>	<b>71</b>
19.1 Worksheet: Sawm .....	72
19.2 Dua for Breaking the fast.....	73
19.3 Worksheet: Favorite Foods for Iftaar.....	74
19.4 Worksheet: The Month of Ramadhan.....	75
<b>Chapter 20: Hajj.....</b>	<b>76</b>
20.1 Worksheet: Boys in Ehram .....	77
20.2 Worksheet: Color the Ka'aba.....	78
<b>Acknowledgements .....</b>	<b>79</b>

## **Foreword**

The material presented in this document is a result of an effort made by the personnel of the school of Ahlul'Bait of the Shia-Muslim Association of Bay Area Islamic Center at San Jose, California in cooperation with several schools of Ahlul'Bait at London-Stanmore, London-Hujjat, Vancouver, Minnesota and Toronto.

We, at San Jose, looked at material from London-Stanmore, London-Hujjat, Vancouver, Minnesota, Toronto and Irvine's Islamic institutions, as well as that available at various web-sites to compile age appropriate textbooks for use by our students. We thank the institutions that were kind enough to provide us with the electronic files of their curriculum. We used some of what they had and added to it what we felt was appropriate. We included more worksheets and pictures where deemed necessary. We also added some new topics that, we felt are important to the students.

We had two important goals in mind while working on this document. First, introduce the students to the important Islamic concepts and beliefs that are crucial for him/her to know. Second, expose the students to as many Quranic verses and sayings from Prophet Muhammad (p) and his Ahlul'Bait (a) as possible.

We thank Hujjatul Islam Maulana Nabi Raza Abidi for his spiritual guidance. We hope future efforts will continue taking place until reaching our goal of having a strong, rich and unified curriculum for the schools of Ahlul'Bait for all ages.

**Syllabus Committee  
Madrasat Ahlul'Bait**

## **Section I: Islamic Beliefs (Fiqh)**

# Chapter 1: Usul-e-Din (Roots of Islam)

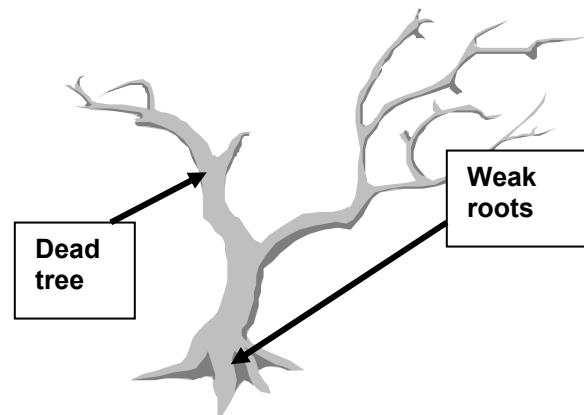
Just as a tree is made up of roots and branches so is the religion of Islam.

**Usul-e-din = the roots of the religion**

**Furoo-e-din = the branches of the religion**

Just as in a tree the roots are more important to the tree than the branches, so in Islam the Usul is more important for our Faith than Furoo.

If in a tree the branches of the tree were to be chopped off the tree would still live and the branches would grow back slowly, but if the roots of the tree were to be chopped off, the tree would die.



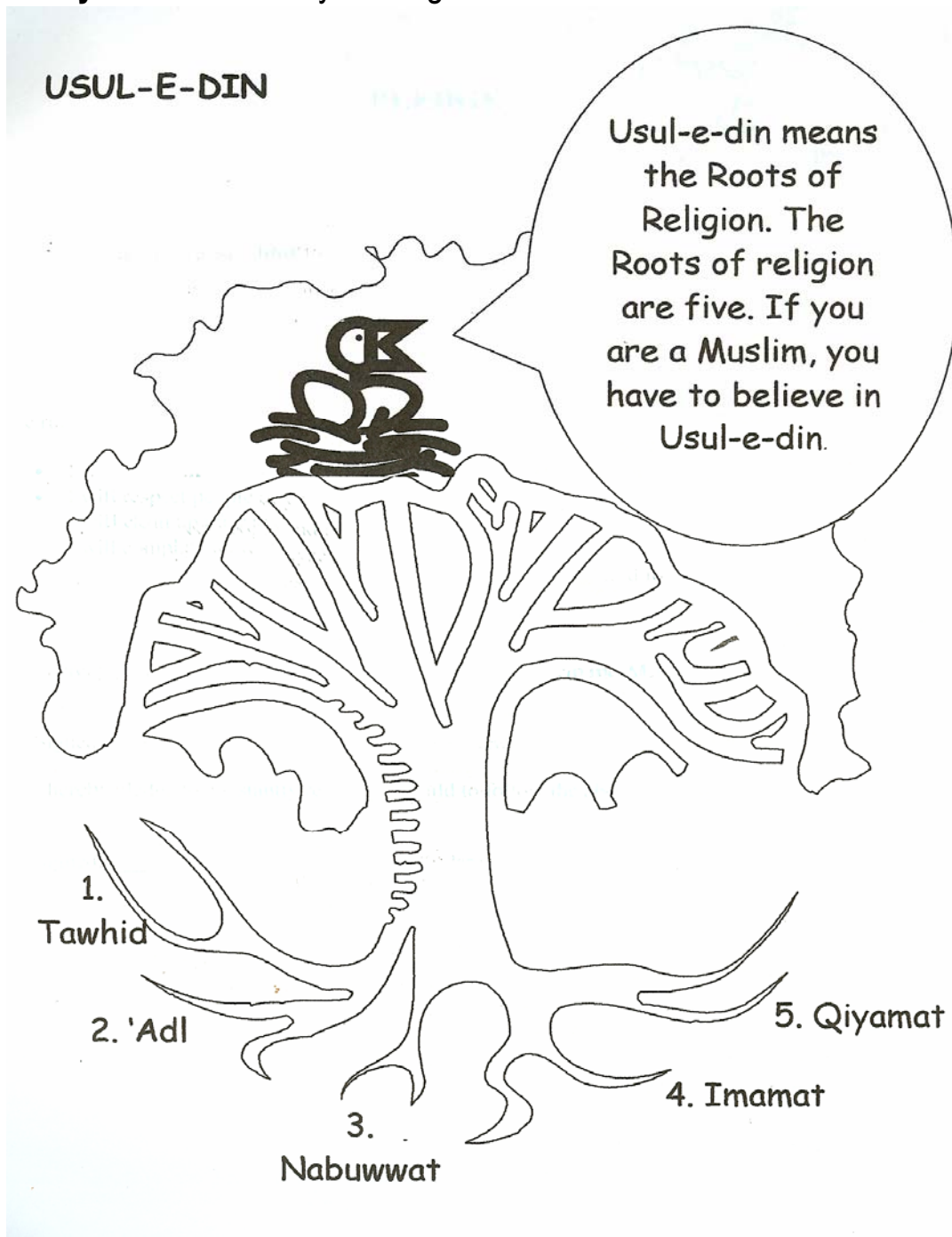
In the same way if one does not fully understand the furoo (branches) but does them anyway, the religion (Islam) would still live and the understanding would come slowly.

Yet if a person does not understand the Usul (roots) then his Faith would die because these are basic beliefs of Islam.

Every Muslim has to understand Usul to the best of their ability.

## 1.1 Usul-e-din (roots of religion) are 5


- **Tawheed** - Allah is One.
- **Adaalat** - Allah is Just.
- **Nabuwwat** - Allah sent 124,000 Prophets to guide us.
- **Imamat** - Allah sent 12 Imams to guide us.
- **Qiyamat** - The Day of Judgement.





## 1.2 Worksheet: Usul-e din are Five

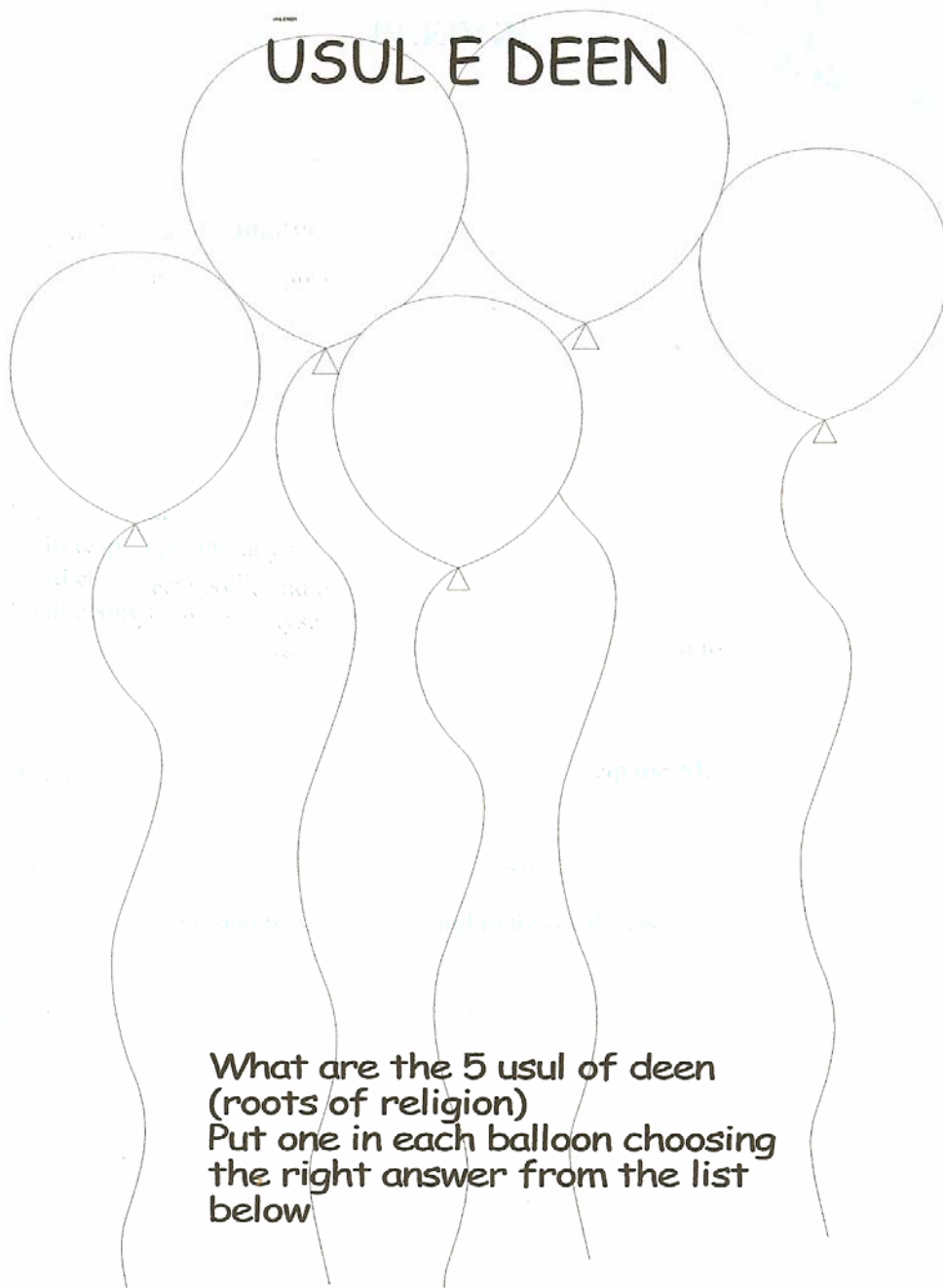
### Usul-e-din



### Word List

Adl  
imamat  
Nubuwwat  
qiyamat  
Tawhid

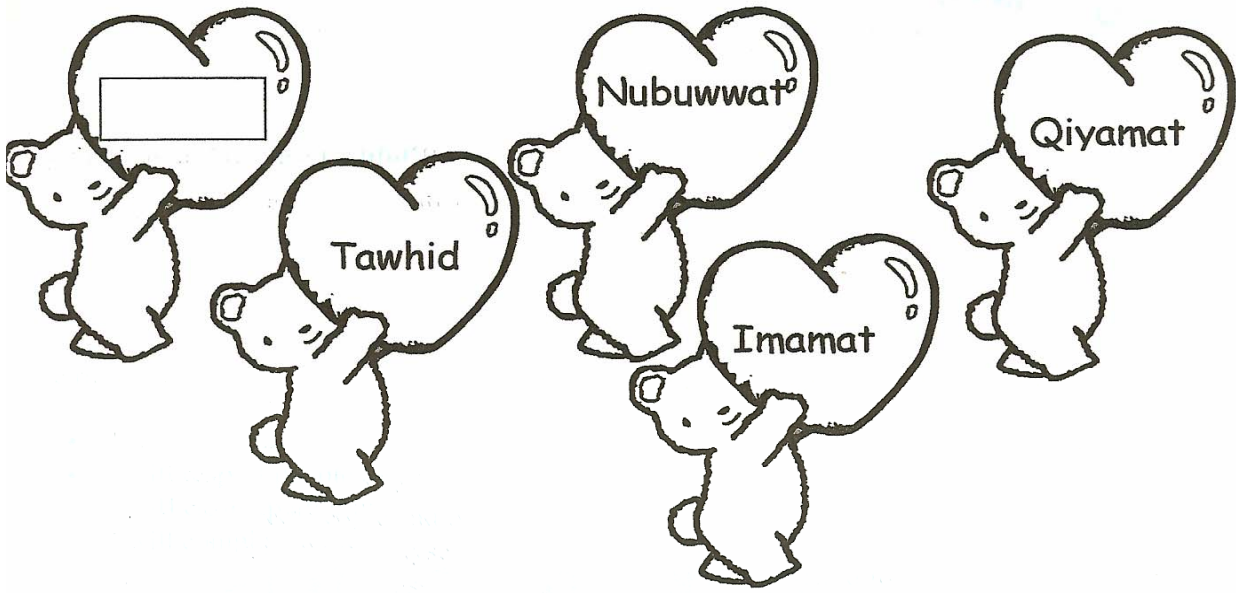
### 1.3 Worksheet: What are 5 Usul-e-Din



Nabuwwa, Salaa, Adala, Tawheed, Imama  
Hajj, Qiyama, Zaka, Jihad

# 1.4 Worksheet: Find the Missing Usul-e-Din

USUL-E-DIN which one is missing?



A collection of five cartoon suns with different facial expressions. Each sun has a box below it. From top-left to bottom-right, the suns and their labels are: a smiling sun with 'Qiyamat', a grumpy sun with 'Imamat', a blank rectangular box, a grumpy sun with 'Adl', and a smiling sun with 'Nubuwwat'.

## Chapter 2: Allah is Qadeem - Allah has no Beginning or End

Zahra couldn't understand what it meant that Allah has no beginning or end Her Mom explained to her that:

- There was a time when she was not there,
- Then she was born and that was the beginning of her.
- Then she grew and will carry on growing older,
- Then she will die and go back to Allah and that will be her end.

So, Zahra, Remember always, that, Allah has no beginning because there was never a time when He was not there and Allah has no end, because there will



I understand now Mom Thank you

**Allah was never born so He will not die.**

**Allah was always there and will always be there forever.**

**Allah made everything but no one made Him because He was always there.**

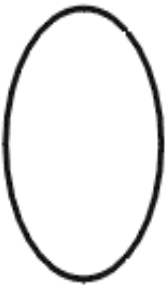
**Allah takes care of everyone and everything because He is always there.**

## 2.1 Worksheet: Allah is Qadeem


BEFORE

NOW

LATER



Egg



Allah has always been there, He is here now, and He will always be there forever



Me as a baby



Me now



Me older

**Stick a photo of you as a baby in the first square, a picture of you now in the middle square and a picture of your mom or dad in the last square - as that is what you will probably look like when you get older**

## Chapter 3: Allah is Alim - Allah Knows Everything

Fatima asked her mom if she could go outside to play. Her mom said she could but only after she cleared up her toys. It would be too late then, she wanted to go now.

She went upstairs to clear up her room. When she reached upstairs, she shut her room door so that her mother could not hear her and then quietly to herself started saying how horrible her mom was.

She suddenly stopped because she had remembered that although her mom could not hear her, Allah knew everything and could hear her and she was sure that Allah would not like what she was saying.

Fatima went to her mom and gave her a big hug and told her how sorry she was, for being angry with her because she knew that she was just trying to teach her.



**Nothing can be kept a secret from Allah.**

**He knows what you shout, what you whisper, even what you think and do not say out loud.**

**He knows when you are good and when you are bad.**


**He knows if you are telling the truth and when you are lying.**

**He knows when you are happy and when you are sad.**

**He knows when you need help and He helps you.**

### 3.1 Worksheet: Allah is Alim

Draw a picture of what you would do if your Mom or Dad told you to go and pray when you wanted to watch a video.



## **Chapter 4: Allah is Mutakallim - Allah can make Everything Talk**

A perfect example of Allah making a non-living thing speak is:

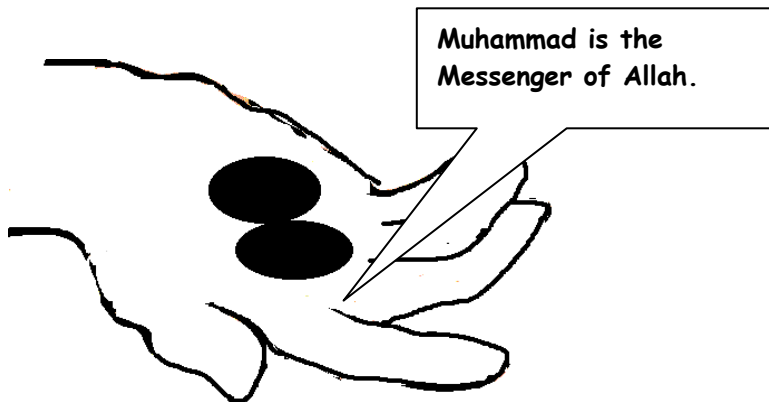
### **The Story about, Prophet Muhammad (s.a.w.); and the pebbles:**

The people of Makka asked Prophet Muhammad (s.a.w.) to prove that he was a Prophet.

Our last Prophet, Prophet Muhammad (s.a.w.) picked up some pebbles in his hand and all of a sudden in front of everyone the pebbles began to speak.

The pebbles said: "Muhammad is the messenger of Allah."

Everyone knows that pebbles are not alive and have no mouth and cannot speak but these pebbles could because Allah had commanded them to.



**Allah can make the trees talk, He can make the stones talk,**

**He can make anything talk; even if it is not alive.**

**Because**

**He made everything and He is the strongest.**



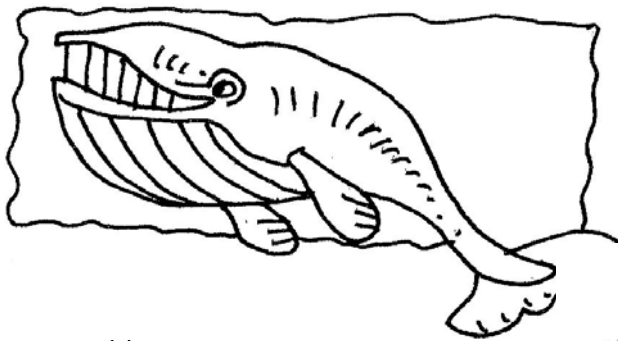
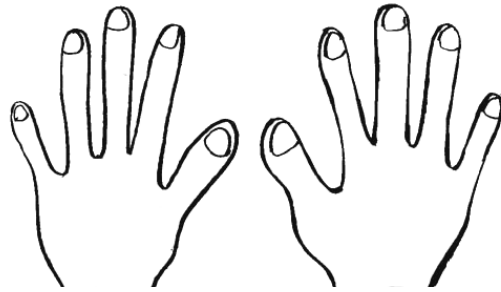
**Allah can make anything talk.**



## 4.1 Worksheet: Allah is Mutakallim

Allah can make anything talk:

Below are some examples of things that can talk if Allah wants them to. Colour them:



## Chapter 5: Allah is Qadir - Allah is the Strongest and the Most Powerful.

Ali woke up one night from his sleep very scared.

When his mom asked him what the matter was, he replied that he had had a nightmare about a big strong monster.

Ali wanted his superman toy in bed with him so that if the monster came back superman could fight him because he is so strong.

Ali's mom told him that:

- instead of asking superman, who was not real,
- it would be better to ask Allah for help as **He is the strongest and is real.**



I understand now Mom. Thank you

So, Ali, If Superman was real, he would not be stronger than Allah; because

Allah made everything and has power over everything and everyone.



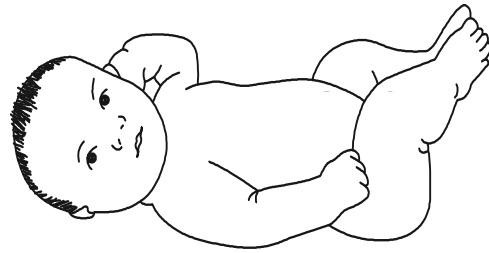

There is no one; and nothing stronger than Him;  
He is the strongest.

That is why we should only ask Allah for help because only He can really help us.

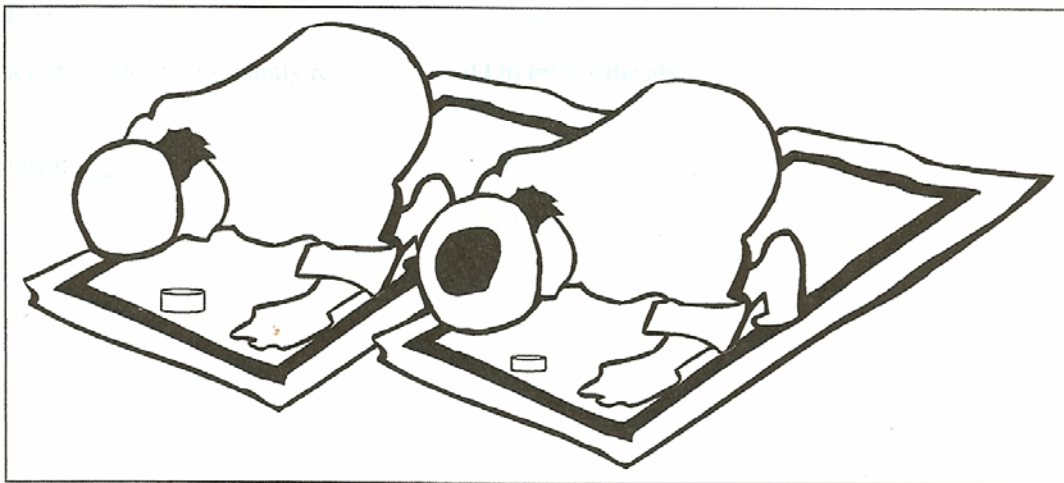

## 5.1 Worksheet: Allah is Qadir

Who is the strongest? And who is the weakest?

Colour in the strongest in RED and the weakest in YELLOW:



## 5.2 Worksheet: Only Ask Allah (swt) for Help



That is why we should only ask Allah for help because only He can really help us.

## Chapter 6: Prophets and Imams

**Prophet or Nabi** in Islam means:

The one who is sent by Allah to guide  
us

Allah has sent us **124,000** Prophets to guide us.

The first prophet of Islam was **Prophet Adam (a)**  
**Alayhi-s-salaam**



The last prophet of Islam is **Prophet Muhammad (saw)**  
**Sallallaahu alayhi wa aalihi wa sallam**

Imams are the leaders sent by Allah  
who guide us after the death of  
Prophet Muhammad (saw).

The Imams are **12**.


First Imam was **Imam Ali (a)** and the last Imam is **Imam Mahdi (a)** who is the Imam of our time and is still alive Mashallah.

## 6.1 Worksheet: Prophets and Imams I



Allah has sent us \_\_\_\_\_ Prophets  
to guide us!

## 6.2 Worksheet: Prophets and Imams II



**DAAM** Unscramble this word

\_\_\_\_\_

The first Prophet of Islam was  
Prophet \_\_\_\_\_

**`alayhi-s-salaam**

**HAMUMADM** Unscramble this  
word \_\_\_\_\_

The last Prophet of Islam is  
Prophet \_\_\_\_\_

**ṣallallaahu `alayhi wa aalihi wa  
sallam**



### 6.3 Worksheet: First Imam (a)

Find the letters M A I L I A M

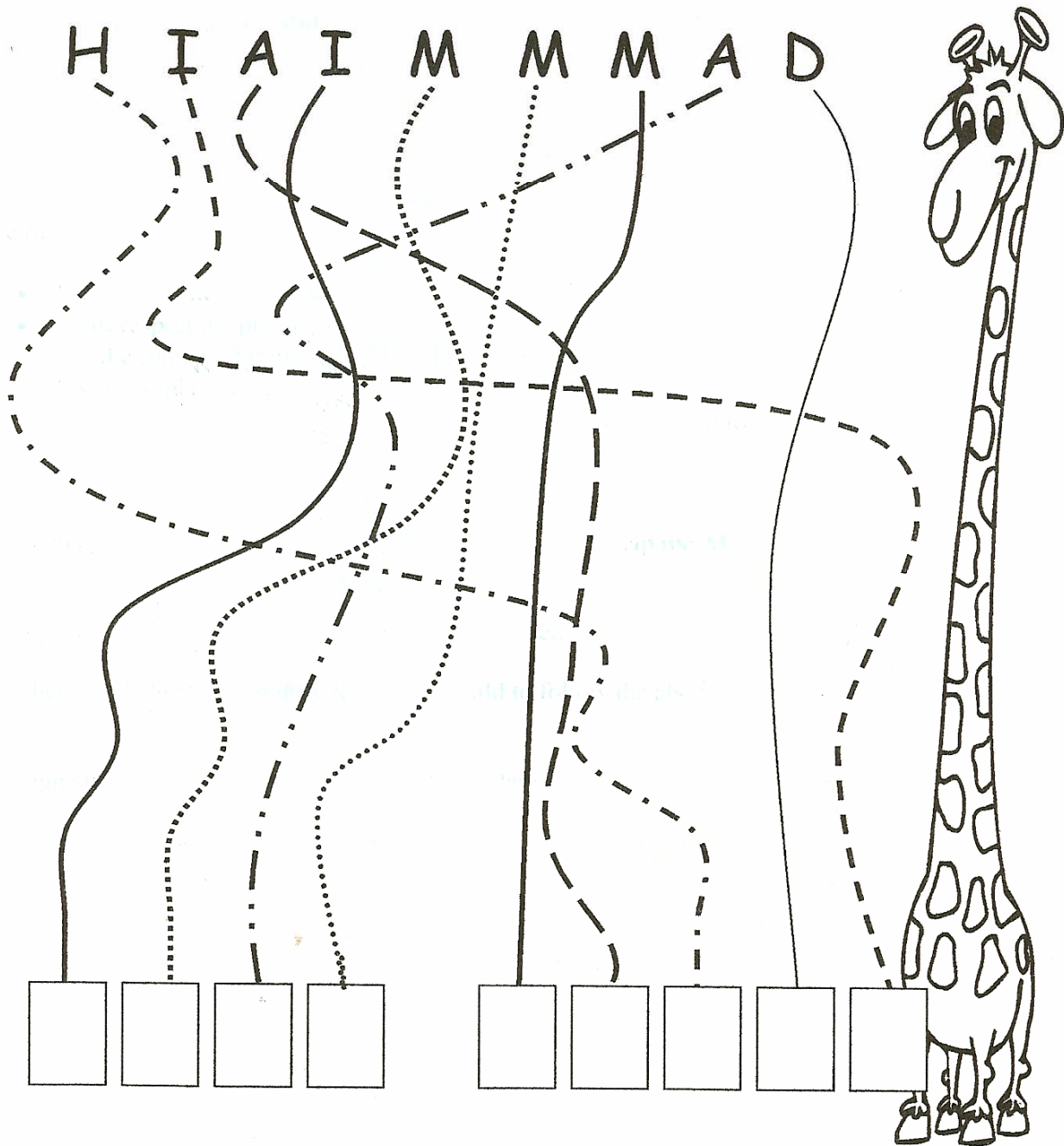
He is our first Imam. Who is he?

---



## 6.4 Worksheet: Last Imam


Unscramble the letters by following the lines to find out who this person is.



## Chapter 7: Ahlul bait are Like the Ark of Prophet Nuh (a)

Our Holy Prophet Muhammad (s) has said:


*"My Ahlul Bait are like the ark of Prophet Nuh (a)  
Whoever leaves them won't be successful and whoever follows  
them will be successful in this world and hereafter"*



Ahlul Bait of Prophet Muhammad (s) are Sayyida Fatimah (a) and the twelve Imams. To be successful in life, it is our duty to love and follow them.

## 7.1 Worksheet: Ahlul bait are Like the Ark of Prophet Nuh (a)



Color the picture.



*"My Ahlul Bait are like the ark of Prophet Nuh (a)  
Whoever leaves them won't be successful and whoever follows  
them will be successful in this world and hereafter"  
Prophet Muhammad (s)*

## 7.2 Worksheet: Color and Count the Hearts

Prophet Muhammad  
+Bibi Fatima  
+The 12 Imams



How many hearts  
are there?

## Chapter 8: Furoo-e-deen

*Furoo-e-deen are  
the branches of religion.*

We as muslims do these acts of worship when we have understood the **roots of religion** which are **Usul-e-deen**.

**There are 10 Furoo-e-deen**

1. Salaat (Daily prayers)
2. Sawm (Fasting)
3. Hajj (Go to Mecca on pilgrimage)
4. Zakaat (Charity on certain items given to needy Muslims)
5. Khums (Give away one-fifth of your savings)
6. Jihad (To fight in the way of Allah)
7. Amr bil Ma'roof (Guide others to do good)
8. Nahi 'anil Munkar (Stop others from doing evil)
9. Tawalla (To love and follow the teachings of the 14 masumeen)
10. Tabarra (To keep away from people who do not love or follow the teachings of the 14 masumeen)

## 8.1 Worksheet: Furoo-e-deen

### A Secret Code

Use the code below to find out the branches of religion

1	2	3	4	5	6	7	8	9	10	11	12	13
a	b	c	d	e	f	g	h	i	j	k	l	m
14	15	16	17	18	19	20	21	22	23	24	25	26
n	o	p	q	r	s	t	u	v	w	x	y	z

1. 19 1 23 13

\_\_\_\_\_

2. 8 1 10 10

\_\_\_\_\_.

3. 19 1 12 1 20

\_\_\_\_\_.

4. 10 9 8 1 4

\_\_\_\_\_.

5. 1 13 18 2 9 12 13 1 18 15 15 6

\_\_\_\_\_  
\_\_\_\_\_.

6. 11 8 21 13 19

\_\_\_\_\_.

7. 20 1 23 1 12 12 1 8

\_\_\_\_\_.

8. 14 1 8 9 1 14 9 12 13 21 14 11 9 18

\_\_\_\_\_  
\_\_\_\_\_.

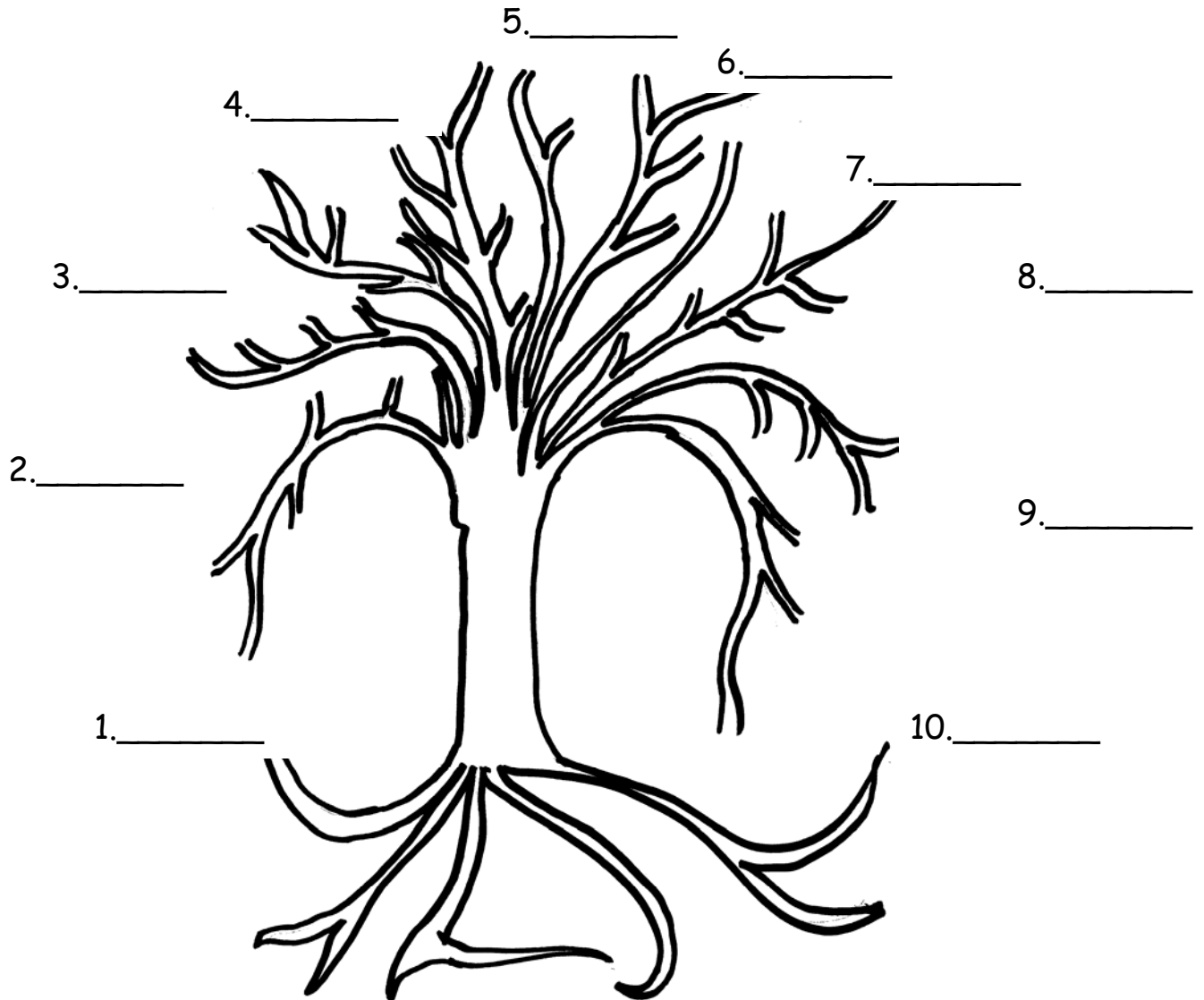
9. 26 1 11 1 20

\_\_\_\_\_.

10. 20 1 2 1 18 18 1

\_\_\_\_\_

**8.2 Worksheet: Label the branches of tree of Islam and color it.**



Salat	Sawm	Hajj	Zaakat	Khums
Jihad	Amr bil Maroof	Nahi an il Munkir		
Tawalla	Tabarra			



## Chapter 9: Wudhu

Wudhu was taught, by our Holy Prophet, Prophet Muhammad (s.a.w.), after he came back from Me'raj.

In Me'raj the Holy Prophet (s.a.w.) did Wudhu with the water from the river in Heaven.

**Wudhu is the special way to wash yourself before you pray.**

**Wudhu is divided into:**

- Sunnat actions **AND**
- Wajib actions.

Those actions that are Sunnat, do not have to be done, but if you do them you get a lot of Thawab.



**Washing your hands twice**

**The Sunnat actions are:**



**Gargling three times.**



**taking water into the nostrils three times.**

## 9.1 Worksheet: Wudhu sunnat Actions

The following are the Sunnat actions of Wudhu.

Colour them in and write how many times each one has to be done.



\_\_\_\_\_ times

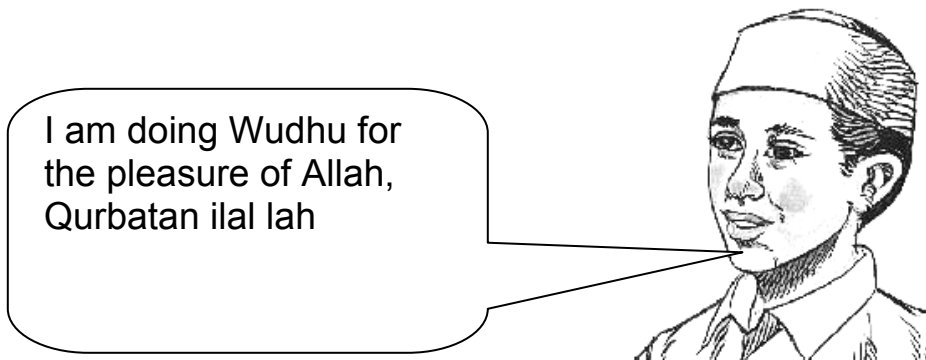
\_\_\_\_\_ times.



\_\_\_\_\_ times.

## 9.2 Wajib Actions of Wudhu

1<sup>st</sup> action of Wudhu = **Niyat**.

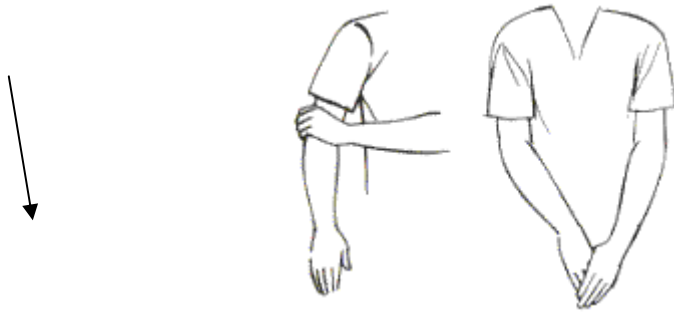


**Niyat must always be of Qurbatan ilallah.**

2<sup>nd</sup> action of Wudhu = **Washing of the face:**



3<sup>rd</sup> action of Wudhu = **Washing of the arms:**



4<sup>th</sup> action of Wudhu: **Masah of the head:**

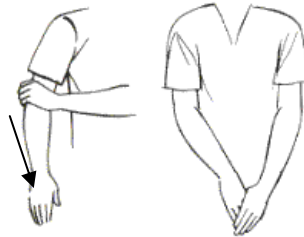
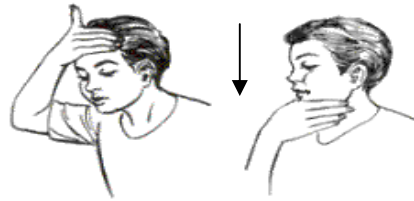
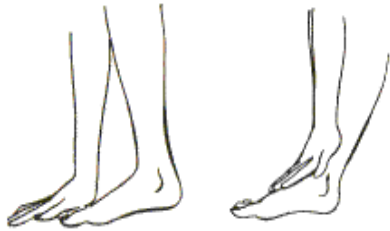


5<sup>th</sup> action of Wudhu: **Masah of the feet:**




### 9.3 Worksheet: Wudhu Wajib Actions

Number the Wajib actions of Wudhu to show the right order and then colour them in:



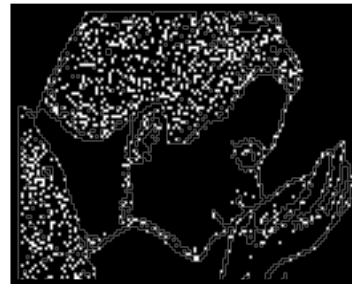
## 9.4 Complete Wudu - Revision



**Washing Hands (Sunnat)**



**Gargling 3 times (Sunnat)**

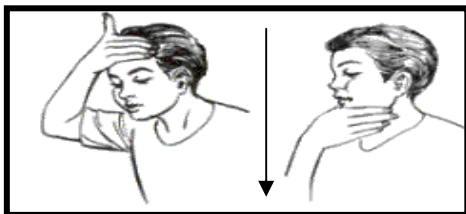


**Washing Nose 3 times (Sunnat)**

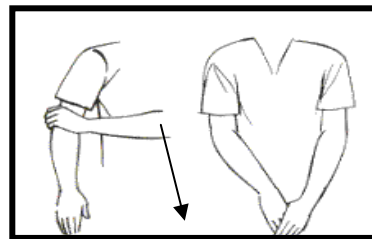
I am doing Wudhu for the pleasure of Allah, Qurbatan ilallah



**Niyyat (Wajib)**



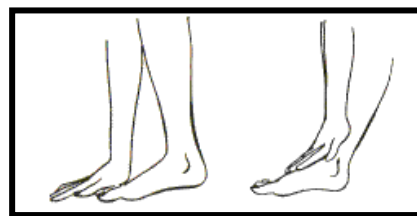
**Washing of the face (Wajib)**



**Washing of the arms (Wajib)**



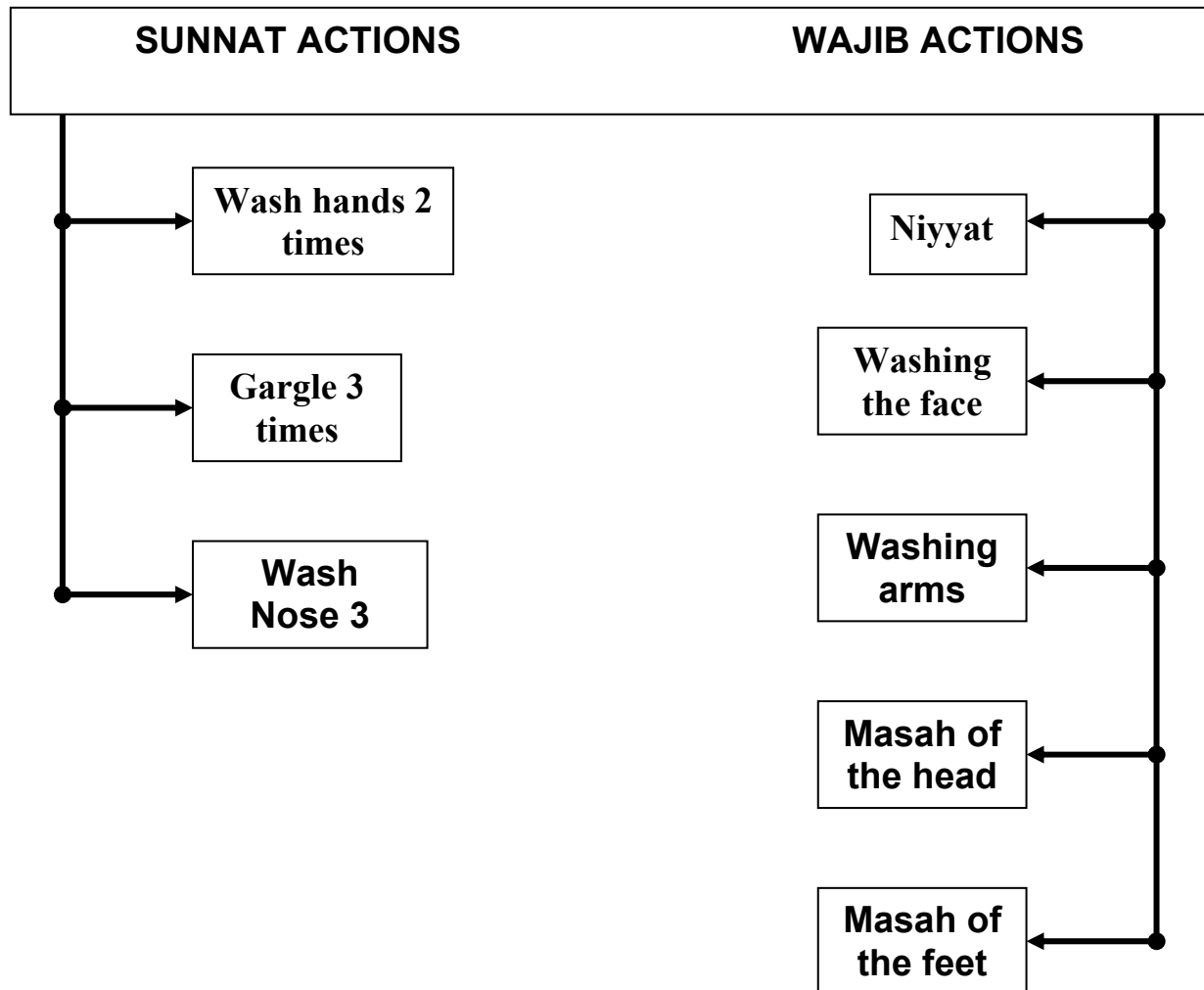
**Masah of the head (Wajib)**



**Masah of the feet (Wajib)**

## 9.5 Complete Wudhu: Practical Demonstration

The child will be taken to the sink to observe the demonstration of Wudhu – Both Sunnat and Wajib actions.



## Chapter 10: Adhan and Iqama



**Adhan** is the call to Salaat and **Iqama** is the call to start Salaat.

**Adhan** is the call to Salaat. When someone hears the Adhan they know that the time for Salaat has set in.



## 10.1 Whole Adhan

اللَّهُ أَكْبَرُ - (4 times),

Allah is the greatest

أَشْهَدُ أَنْ لَا إِلَهَ إِلَّا اللَّهُ - (2 times),

I bear witness there is no God but Allah.

أَشْهَدُ أَنَّ مُحَمَّدًا رَسُولُ اللَّهِ - (2 times),

I bear witness Muhammad is the messenger of Allah

(Salawaat)

أَشْهَدُ أَنَّ عَلِيَّ وَليُّ اللَّهِ - (2 times),

I bear witness Ali is the beloved of Allah.

(Salawaat)

حَيَّ عَلَى الصَّلَاةِ - (2 times),

Hasten to prayer.

حَيَّ عَلَى الْفَلَاحِ - (2 times),

Hasten to success.

حَيَّ عَلَى خَيْرِ الْعَمَلِ - (2 times),

Hasten to the best deed.

اللَّهُ أَكْبَرُ - (2 times),

Allah is the greatest.

لَا إِلَهَ إِلَّا اللَّهُ - (2 times),

There is no god but Allah.

## 10.2 Iqama

Iqamah is the call to start Salaat. When someone hears the Iqamah they know that Salaat is about to begin.

- 1) The first **اللَّهُ أَكْبَرُ** is said only 2 times and not 4.
- 2) The last line: **لَا إِلَهَ إِلَّا اللَّهُ** said only 1 times and not 2.
- 3) In between the 7<sup>th</sup> line ( **حَيَّ عَلَى خَيْرِ الْعَمَلِ** )  
and the 8<sup>th</sup> line ( **اللَّهُ أَكْبَرُ** ).

You should say:

**قَدْ قَامَتِ الصَّلَاةُ** - 2 times.

Which means: Indeed the Salaat has began.

## 10.3 Worksheet: Adhan and Iqamah

Fill in the blanks

1. In Adhan we recite Allahu Akbar \_\_\_\_\_ times but in Iqamah we recite Allahu Akber \_\_\_\_\_ times.
2. In Adhan we recite Lailaha illallah \_\_\_\_\_ times but in Iqamah we recite Lailaha illallah \_\_\_\_\_ times.
3. \_\_\_\_\_ is a call for Salat.
4. \_\_\_\_\_ is a call to start Salat.
5. Last line of Iqamah means indeed the \_\_\_\_\_ has begun.

## Chapter 11: Saalat (daily prayers)

We as Muslims pray to Allah five times a day. We do our five prayers (salaat) at dawn, noon and sunset.

Prophet Muhammad (s.a.w) said,

***"Anyone who does not give importance to prayers is not my followers"***

Saalat is a way of talking to Allah that has been taught by our Holy Prophet (s). It is a special way, just like Wudhu is a special way of cleaning ourselves. When we are praying Saalat we should think only about Allah and should pray slowly and clearly. Playing and talking to our friends is not allowed during Saalat.

There are 17 Rakaats in the Daily Saalat

Fajr has 2 rakaats

Dhur has 4 rakaats.

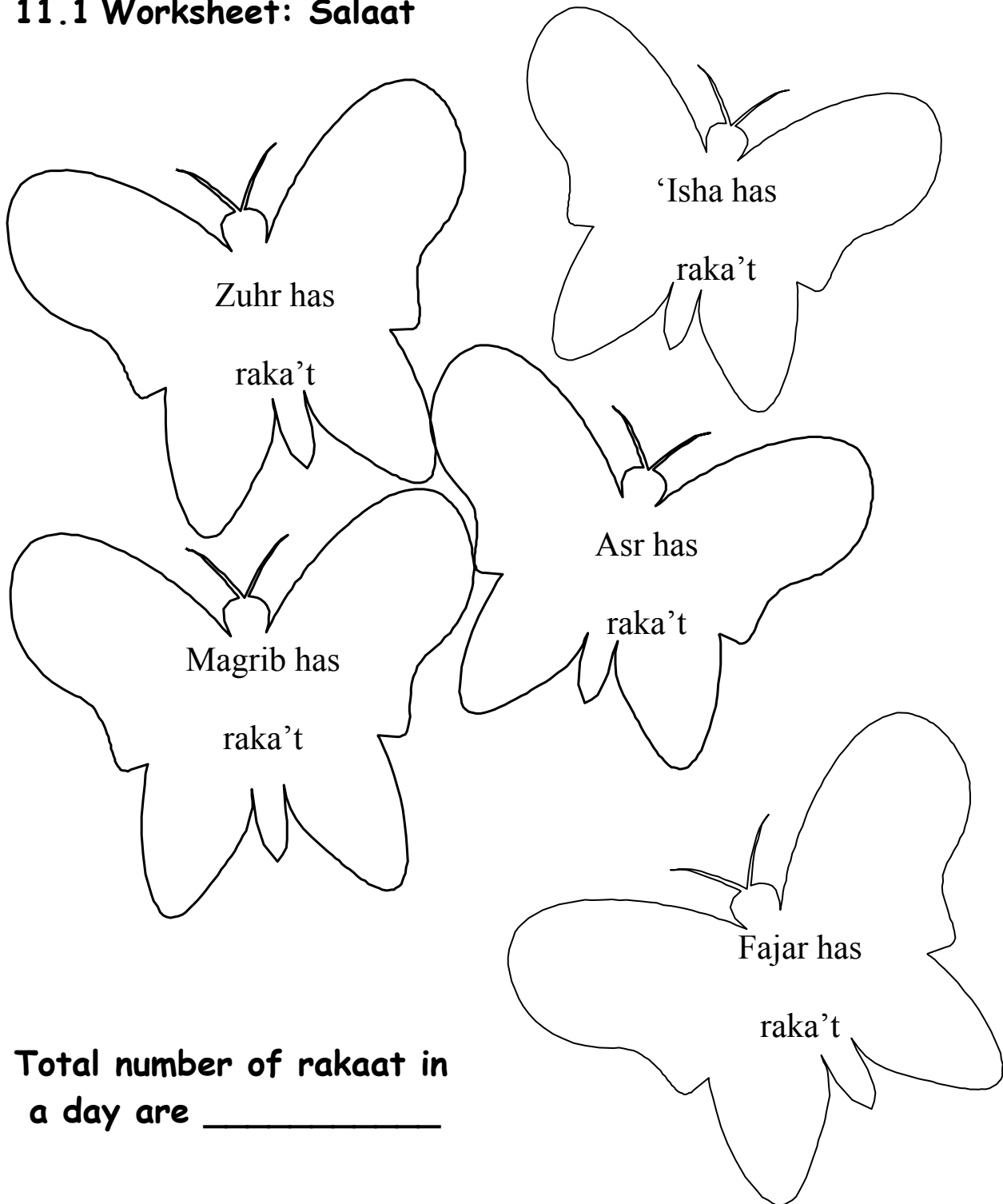
Asr has 4 rakaats.

Maghrib has 3 rakaats.

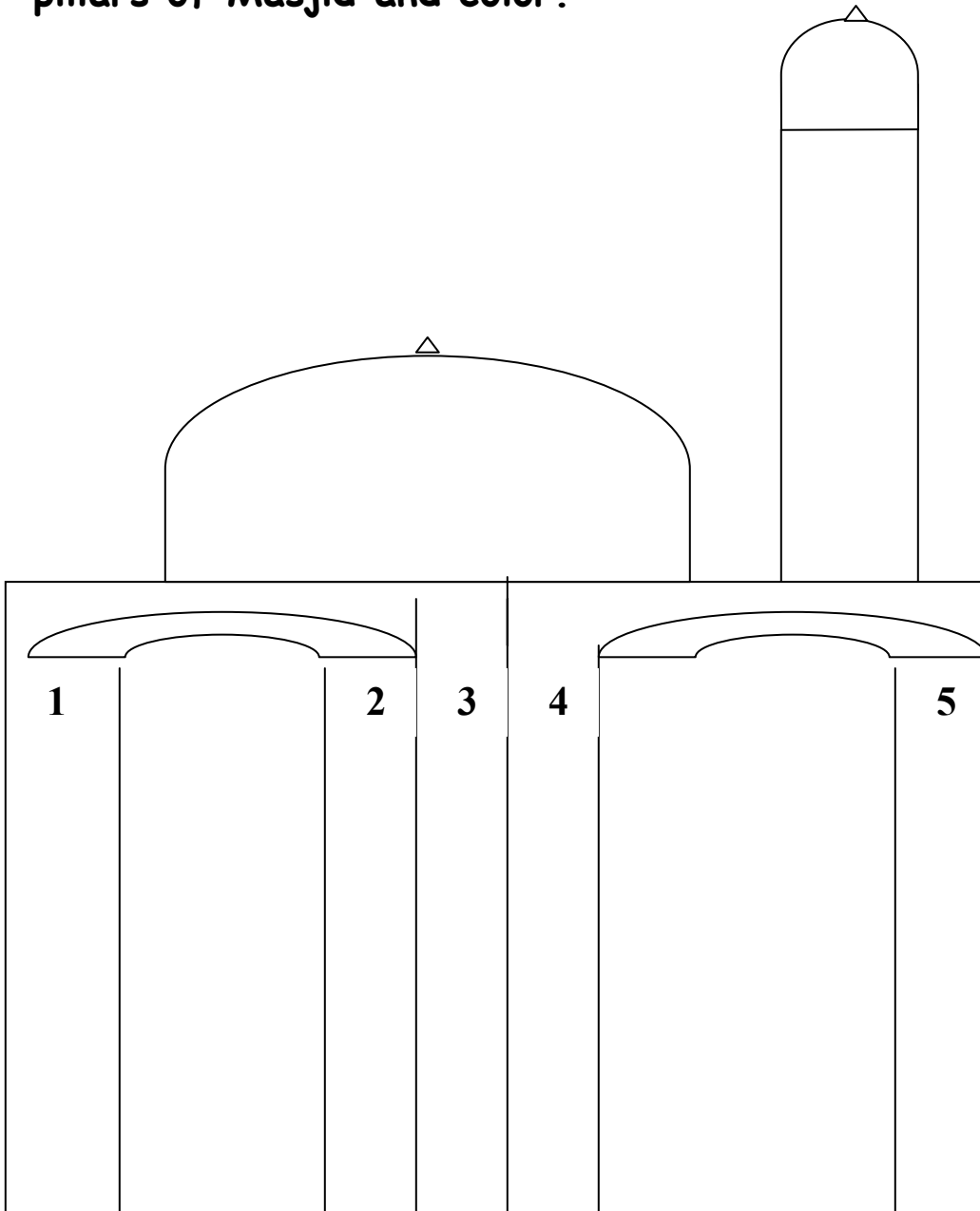
Isha has 4 rakaats.



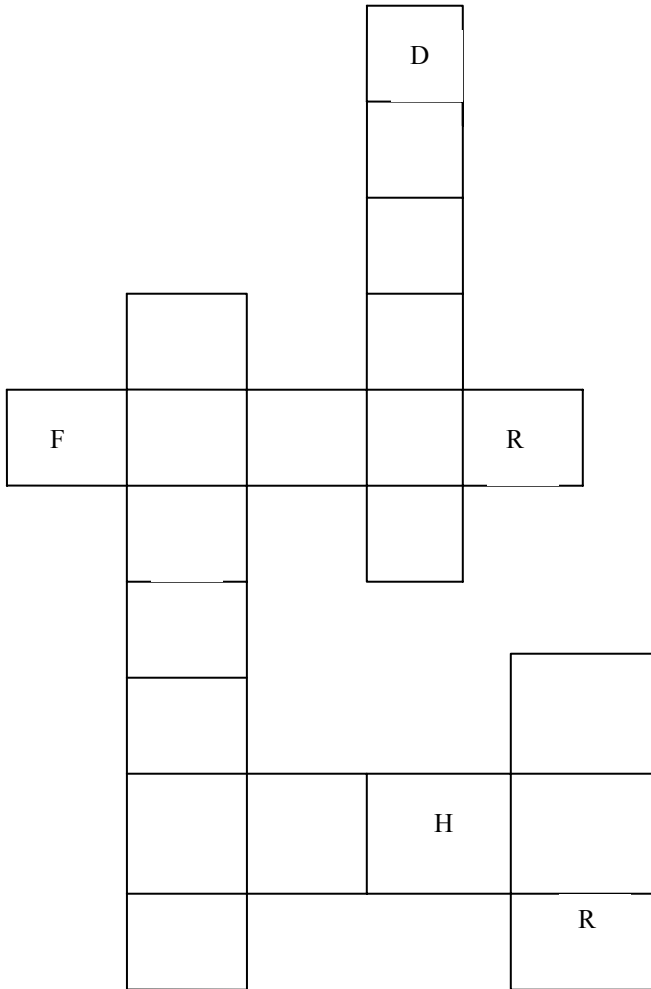
## 11.1 Worksheet: Salaat



**11.2 Worksheet: Write the names of the Salaat on the pillars of Masjid and color.**



### 11.3 Worksheet: Salaat crossword

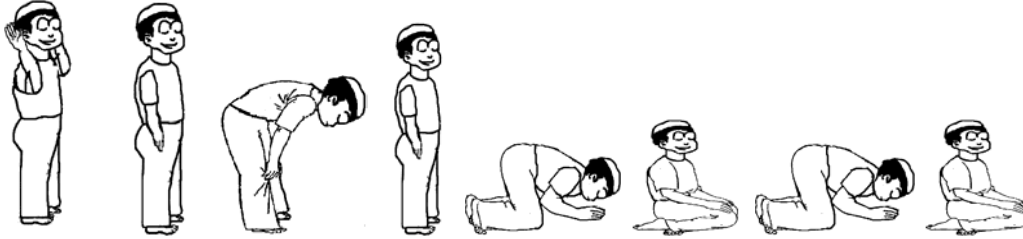


**Key**

Fajar  
Dhuhar  
Asr  
Maghrib  
Isha

# Chapter 12: Actions of Salaat

**Boys:** Colour in and learn the actions of Salaat:



1.Takbiratul 2.Qiyam 3.Ruku 4 Qiyam 5. Sajdah 6. Juluos 7. Sajdah 8.Juloos Imhra




9.Qiyam10. Qunoot 11. Ruku 12. Qiyam 13. Sajdah 14. Juluos 15. Sajdah 16. Juluos

**Girls:** Colour in and learn the actions of Salaat:




1.Takbiratul 2. Qiyam 3. Ruku 4. Qiyam 5. Sajdah 6. Juluos 7. Sajdah 8. Juluos Ihram



9.Qiyam10. Qunoot 11. Ruku 12. Qiyam 13. Sajdah 14. Juluos 15. Sajdah Juluos



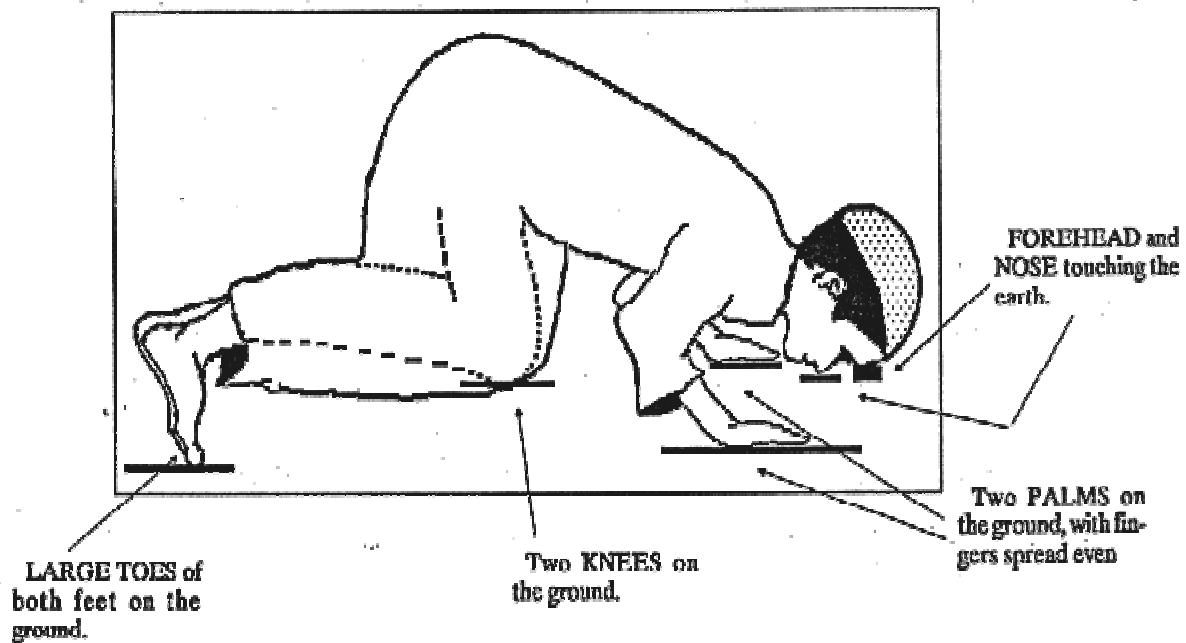
12.1 Worksheet: Number the actions of Salaat in their correct order



## Chapter 13: Different parts of the body that should touch ground during Sajdah

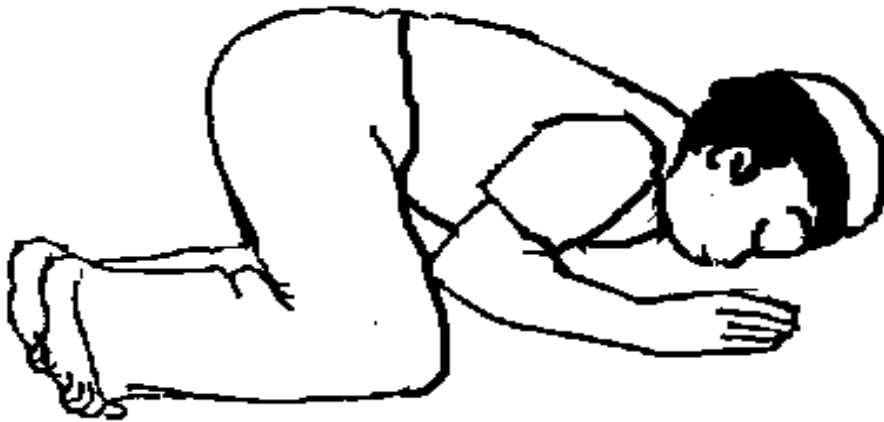
While we are doing sajdah during Salaat, seven parts of our body must touch the ground

1. Forehead
- 2-3 Palm of both hands
- 4-5 Both Knees
- 6-7 Both big toes

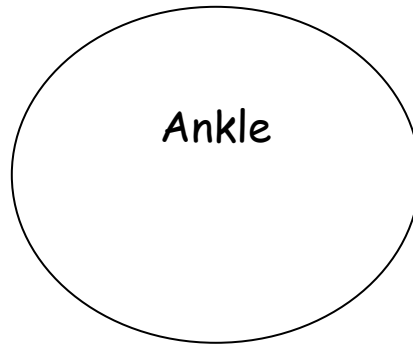
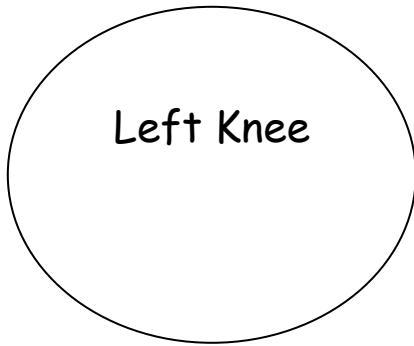
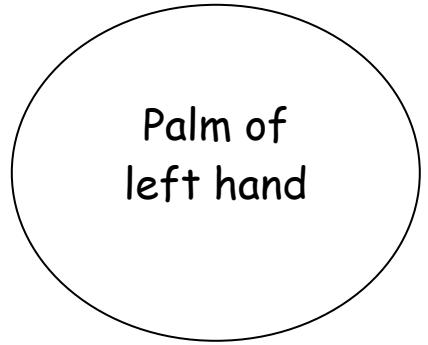
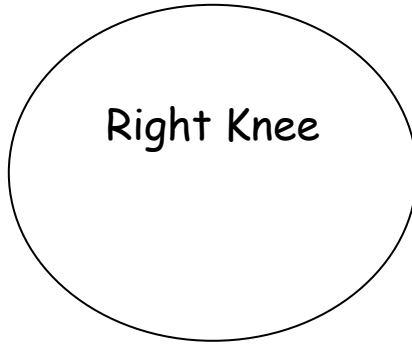
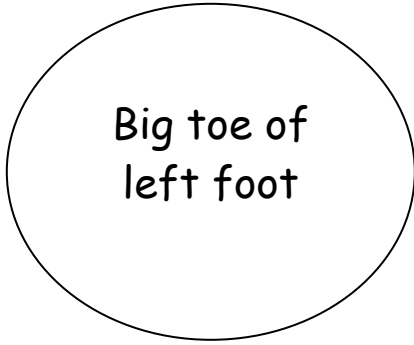
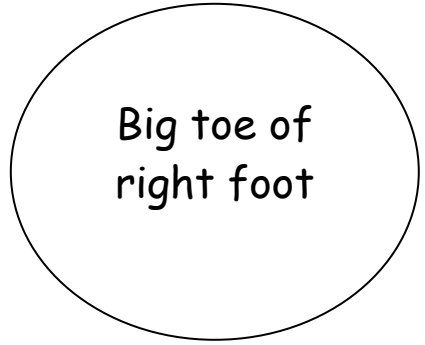
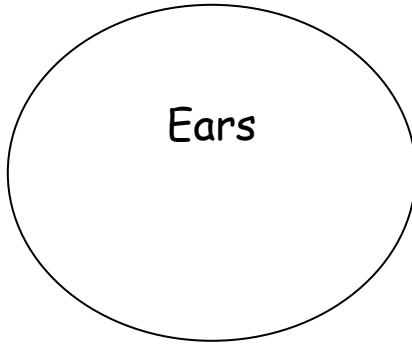
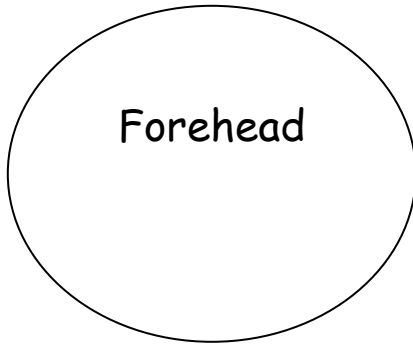
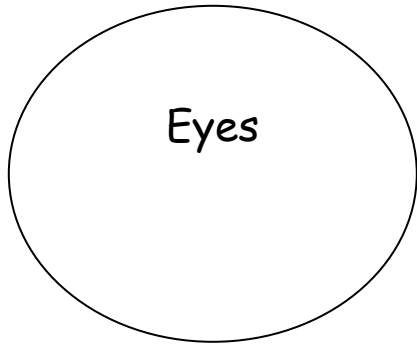


### 13.1 Worksheet: Different parts of the body that should touch ground during Sajdah

Color the seven parts that must touch the ground during Sajdah.



### 13.2 Worksheet: Color the right Mohr



## Chapter 14: Amr bil Ma'roof (Guide others to the Good)



We should encourage a person to do good actions. This is called Amr bil Ma'roof.

One day Imam Hasan A.S and Imam Hussein A.S saw an old man doing wudhu. They saw that the old man was not doing the wudhu correctly. Both brothers decided to correct the wudhu of that old man, but they faced a problem. Imam Hasan A.S and Hussain A.S themselves were very young at that time, and the person whom they wanted to teach the correct way of doing wudhu was an old and elderly man. They knew that if they corrected his mistake directly, that old man would feel ashamed; they did not want to hurt his feelings or pride.

So both brothers decided to correct the wudhu of the old man in an indirect way.

Imam Hasan A.S and Imam Hussain A.S approached the old man and said, 'O Shaykh! We have decided to compete with each in doing wudhu correctly. Would you be kind enough to be a judge between us?'

Old man: "Of course, children; I will be pleased to judge your wudhu.

Imam Hasan A.S and Imam Hussain A.S performed their wudhu while the old man stood as a judge over them.

When they finished their wudhu, the old man saw that both had done it in exactly same manner and without any mistake. He understood why the two grandsons of the Prophet had made him a judge over them. He said, "You both know how to do wudhu correctly. It was me who did not know the correct method."

The sons of ' Imam Ali A.S fulfilled their duty of amr bil malr'uf without insulting or embarrassing the old man.

We can learn the following from this story:

1. We should help to correct the mistakes of others.
2. We should do so in most kind manner.
3. Before correcting others we should be sure of ourselves. You cannot correct others if you yourself do not know the right thing.
4. Before correcting others, we should, think about the best method of doing so.
5. If someone corrects our mistake, we should be grateful to him or her and try to change our behavior.

## 14.1 Worksheet: Amr bil Ma'roof

Circle the deeds that are Amr bil maroof.



Muhammad his telling his brother to  
always tell the truth



Working on computer



Fatemah is asking the shopkeeper  
to be honest



Sharing a meal with friends.

## Chapter 15: Kalima (review)

### 1. LA ILAHA IL LAL LAH

There is no God but Allah

### 2. MUHAMMADUN RASULUL LAH

Prophet Muhammad (S) is the messenger of Allah

### 3. ALI YUN WALI YUL LAH

Imam Ali (A) is the beloved of Allah.

### 4 & 5. WASI YU RASULIL LAH WA KHALIFATUHU BILA FASL

Imam Ali (A) is the successor of the Prophet (S). Imam Ali (A) is the first khalifah.





## 15.1 Worksheet: Kalima



There is no God but Allah

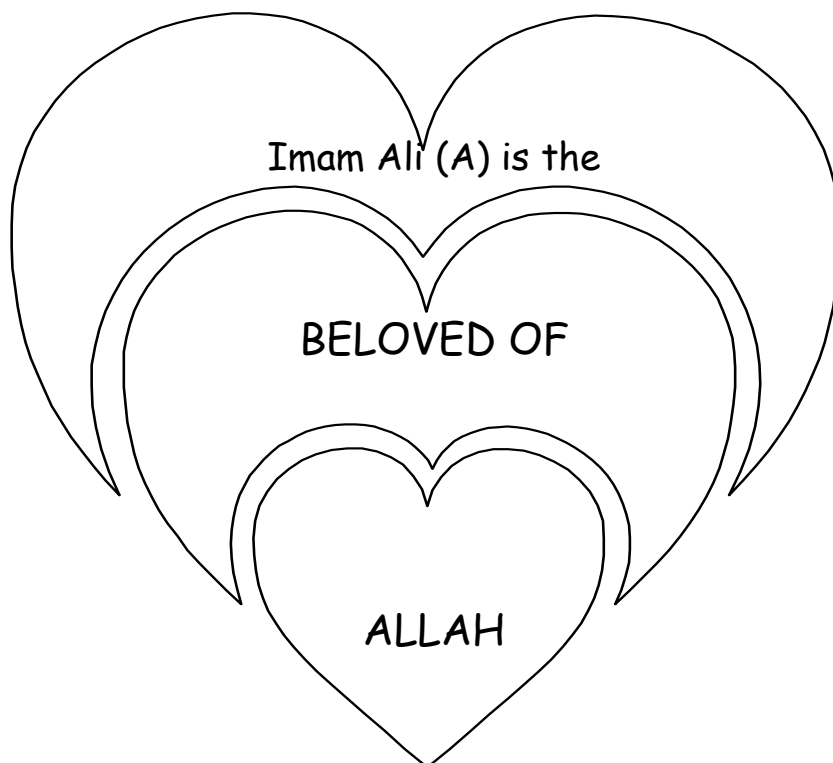
## 15.2 Worksheet: Write Numbers 2 to 12 in Stars

Prophet Muhammad (S)  
was the last Prophet  
and after him came the  
12 Imams (A).

1  
Imam Ali

Write numbers  
2 through 12 in the  
rest of the stars.

## 15.3 Worksheet: Color the Hearts



## Chapter 16: Angels and Shaytan

Before Allah made human beings, He made everything else:

- the sun and the moon
- the sky
- the earth
- the animals
- the trees
- the angels
- the jinn

The angels were like Allah's servants and they do everything He orders.

But

The jinn were like people:

- Some were good and listened to Allah, **and**
- Some were naughty and did not listen to Allah.

Shaytan was a very good jinn, so Allah let him come to the heavens to live with the angels.

Shaytan used to pray to Allah all the time. Now Allah decided to make man.

**Allah had made the jinn from fire.  
He made man from clay.**

The 1<sup>st</sup> man Allah made was Prophet Adam.

Allah told everyone in the heavens to bow down to Prophet Adam. All the angels listened to Allah and bowed to Prophet Adam but **Shaytan did not listen to Allah.**

He said that he was made from fire and was better than Prophet Adam so he would not bow down to him.


Shaytan had been very bad because he did not listen to Allah. So Allah told Shaytan that he was not allowed to live in the heavens anymore and that he would go to hell and burn in the fire.

We must always listen to Allah and be good Muslim children, so that we can go to heaven.

## 16.1 Worksheet: Angels and Shaytan

Put a big cross on the picture of hell where Shaytan will be. You are not going to go in there because you listen to Allah.

**HELL:**



Because you listened to Allah you are going to heaven. Draw what you are going to ask for in heaven when you get there.

**HEAVEN:**

**E.g.: a bicycle:**



## Chapter 17: Awareness of living Imam (as)-1

Allah has sent prophets and Imams to guide us. Prophet Muhammad (saw) is our last prophet and Imam Mahdi (as) is our last Imam. Imam Mahdi (as) is the Imam of our times and by the Grace of Allah is still living, but Allah has kept him hidden from the world.

Once the Holy Prophet (s) was talking to his companions about the Imams after him. He said the last Imam would be the Twelfth Imam whose name and title would be the same as his. He said the Imam would remain hidden from his followers. At that time one of his companions, Jabir got up and asked, "O Messenger of Allah! Will his followers benefit from him?" "Yes," replied the Holy Prophet (s). "They will be guided by his light and benefit from his love and authority, just as people benefit from the sun even when it is hidden behind the clouds".


Imam al-Mahdi (a) cannot be seen, but he is aware of what they do and often guides and helps those who seek his help. Those who have reached a high degree of faith are sometimes given the chance to see and talk to him. Many believers have met him during the hajj.

Some of the titles of Imam Mahdi(as) are,

Mahdi	The guided one
Muntazir	One who is awaited
Hujjat	Proof of Allah
Sahibuz Zaman	Master of time

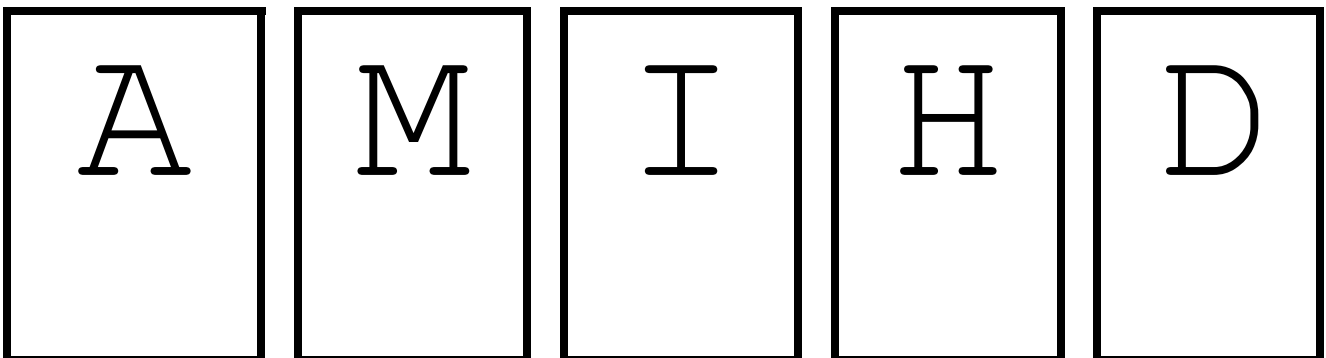
17.1 Worksheet: Awareness of Living Imam (a) -1

IMAM




Is our 12<sup>th</sup>

IMAM







# Sahibuz Zaman

## Master of times

## Chapter 18: Awareness of living Imam (as) -2


As we have learned in the last lesson that our 12<sup>th</sup> Imam, by the grace of Allah is still living, but is hidden from our sight. It's our duty to always pray to Allah for his reappearance.

How do we pray for his appearance?

We say '*ajjalalaahu farajah*' after his name so as to pray for his quick appearance. We are all awaiting his coming.


His titles Muntazir (One who is awaited) and Muntazar (one who awaits the orders of Allah), show that both the Imam and the believers are eagerly awaiting his appearance.

We have to try our best to be a good Muslim. So that when the Imam(s) comes, He will be pleased with us Inshallah!




## 18.1 Worksheet: Awareness of Living Imam (a)-2


Circle all the things you would do as a follower of your Imam-  
Imam Mahdi (a).



Love Imam



Have good  
Akhlāq



Follow the ways of Shaytan



Pray on time



Using bad language

## 18.2 Worksheet: A Letter to Imam Mahdi (a)

Date: \_\_\_\_\_

*Dear Imam*

*Assalamu Alaykum! O Imam, with these handprints of mine, I promise you that I will try my best to keep you happy:*

*By praying on time*

*By listening to my mom and dad*

*By helping others and being kind to them.*

*Your's*




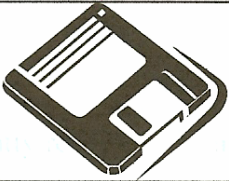
\_\_\_\_\_

Your Hand print

### 18.3 Worksheet: Title of Imam (a)

#### IMAM ZAMANA (A.S.)

Put the first letter of each picture into the adjacent box to find one of the titles of Imam.

	
	
	
	
<u>I</u> slam	

## **SECTION II: Special Occasions**

## Chapter 19: Sawm

**Sawm = fasting**

**Fasting =** not eating or drinking from Fajr till Maghrib time (just after sunset).

It is **Wajib** to fast in the month of Ramadhan.

**The month of Ramadhan is the Holiest month in the Islamic calendar.**

**Amongst the blessings of this month are:**

1. The Holy Qur'an
2. The night of Qadr

In this month, every action, whether good or bad, carries more weight.


So:

- reciting the Holy Qur'an is good at all times, but more in this month; **AND**
- Lying is haram at all times, but more in this month.

However, Sawm does not mean just staying hungry and thirsty throughout the day, but also to stay away from **Haraam** things as well.

## 19.1 Worksheet: Sawm

Write in each circle what Sawm does for us:





## 19.2 Dua for Breaking the fast

**The following Dua may be recited at the time of breaking one's fast:**

اللَّهُمَّ لَكَ صُمْتُ وَعَلَىٰ رِزْقِكَ أَفْطَرْتُ وَعَلَيْكَ تَوَكَّلْتُ

ALLAAHUMMA LAKA S'UMTU WA A'LAA  
RIZQIKA AFT'ARTU WA A'LAYKA  
TAWAWKKALTU

O my Allah, for You, I fast, and with the food You give me I break the fast, and I rely on You

### 19.3 Worksheet: Favorite Foods for Iftaar

You've been fasting all day and now its time for **Iftaar**. List few of your favourite food that you are going to eat and be thankful to Allah.

---

---


---





# 19.4 Worksheet: The Month of Ramadhan

## The month of Ramadhan

From the sermon of the Prophet (S.A.W.)



Duas



## Chapter 20: Hajj

Allah is our creator. He does not have a body, nor does He live in a house. But there is a place on the earth which Allah has chosen as His “House.” The place chosen by Allah is known as **KABAH**.

The Kabah is a big square building in Mecca, the birth place of our Prophet Muhammad (saw). Mecca is a city in today’s Saudi Arabia.

Hajj means to visit the house of Allah in Mecca.


Any adult Muslim, who has enough money for journey to Mecca, must go for Hajj once in a life time.

Hajj is performed in the month of **DHUL HAJJA**, the last month of Islamic calendar. During Hajj, everyone present has to wear two white garments called **EHRAM**.



**Hajj is visiting Kabah in the  
month of Dhul Hajja**


## 20.1 Worksheet: Boys in Eham



All these boys in EHAM look the same. Only two are really exactly the same.  
Can you find them?

## 20.2 Worksheet: Color the Ka'aba

The Holy Ka'aba - Makkah



## **Acknowledgements**

Shia-Muslim Association of Bay Area would like to thank the authors, editors and reviewers for their contributions to the Madrasat Ahlul-Bait curriculum development project.

We are especially thankful to Dr. Nabi Raza Abidi for leading the curriculum committee and providing the motivation and invaluable guidance for the project.

We would like to express our special gratitude to the MAB teachers and staff for their support and assistance in the development and testing of the curriculum.

SABA is also very thankful to the Islamic organizations and authors whose syllabus and books were used for the inspiration and creation of this curriculum.

Please remember in your prayers, all the people involved in this project.