

School of Ahlul'Bait

Grade 2 Akhlaq



Cover Design by: Ali Zaidi

Shia-Muslim Association of Bay Area

Second Edition
First Printing

(Revision 1.0)
September, 2011

Compilers and Co-Authors:

Samina Ali, Member Syllabus Committee,
School of Ahlul’Bait, Shia-Muslim Association of Bay Area

Editors:

Sister Urooj Kazmi, Chair Syllabus Committee,
School of Ahlul’Bait, Shia-Muslim Association of Bay Area

Copyright Free & Non-Profit Notice:

School of Ahlul’Bait curriculum material can be freely copied, duplicated, reproduced, quoted, distributed, printed, used in derivative works and saved on any media and platform for non-profit and educational purposes only. A fee no higher than the cost of copying may be charged for the material.

Note from School of Ahlul’Bait:

The Publishers and the Authors have made every effort to present the Quranic verses, prophetic and masomeen traditions, their explanations and the material from the sources referenced in an accurate, complete and clear manner. We ask for forgiveness from Allah (SWT) and the readers if any mistakes have been overlooked during the review process.

Contact Information:

Any correspondence related to this publication and all notations of errors or omissions should be addressed to Syllabus Committee, School of Ahlul’Bait, Shia-Muslim Association of Bay Area at saba@saba-igc.org.

Published by:

School of Ahlul’Bait
Shia-Muslim Association of Bay Area
4415 Fortran Court, San Jose, CA 95134, USA
www.saba-igc.org
saba@saba-igc.org

LIMIT OF LIABILITY/DISCLAIMER OF WARRANTY: THE PUBLISHER AND THE AUTHORS MAKE NO REPRESENTATIONS OR WARRANTIES WITH RESPECT TO THE ACCURACY OR COMPLETENESS OF THE CONTENTS OF THIS WORK AND SPECIFICALLY DISCLAIM ALL WARRANTIES, INCLUDING WITHOUT LIMITATION WARRANTIES OF FITNESS FOR A PARTICULAR PURPOSE. NO WARRANTY MAY BE CREATED OR EXTENDED BY SALES OR PROMOTIONAL MATERIALS. THE ADVICE AND STRATEGIES CONTAINED HEREIN MAY NOT BE SUITABLE FOR EVERY SITUATION. NEITHER THE PUBLISHER NOR THE AUTHORS SHALL BE LIABLE FOR DAMAGES ARISING HEREFROM. THE FACT THAT AN ORGANIZATION, BOOK OR WEBSITE IS REFERRED TO IN THIS WORK AS A CITATION AND/OR A POTENTIAL SOURCE OF FURTHER INFORMATION DOES NOT MEAN THAT THE AUTHORS OR THE PUBLISHER ENDORSES THE INFORMATION THE ORGANIZATION OR WEBSITE MAY PROVIDE OR RECOMMENDATIONS IT MAY MAKE. FURTHER, READERS SHOULD BE AWARE THAT BOOKS AND INTERNET WEBSITES LISTED IN THIS WORK MAY HAVE CHANGED OR DISAPPEARED BETWEEN WHEN THIS WORK WAS WRITTEN AND WHEN IT IS READ. SHIA ASSOCIATION OF BAY AREA IS NOT ASSOCIATED WITH ANY ORGANIZATION, PRODUCT OR VENDOR MENTIONED IN THIS BOOK.

Table of Contents

Table of Contents	3
Foreword	4
Chapter 1: Merits of Good Akhlaq?.....	5
1.1 Worksheet: Circle the good akhlaq and cross out the bad akhlaq	8
Chapter 2: Good Habits, Saying Bismillah and Alhamdulillah.....	9
2.1 Saying Bismillah.....	9
2.2 Saying Alhamdulillah	11
2.3 Work sheet	12
Chapter 3: Cleanliness.....	13
3.1 Worksheet: Cleanliness.....	15
Chapter 4: Being selective in eating and drinking	16
4.1 Worksheet: Being Selective in Eating and Drinking	17
Chapter 5: Respect of Parents	18
5.1 Worksheet: Respect of Parents	20
Chapter 6: Sharing with Siblings	21
6.1 Worksheet: Sharing with Siblings	23
Chapter 7: Manners in the Islamic Center	24
7.1 Worksheet: Manners in the Islamic Center.....	25
Chapter 8: Manners of Sleeping.....	26
8.1 Worksheet: Manners of Sleeping.....	27
Chapter 9: Manners of Waking Up	28
9.1 Worksheet: Manners of Waking Up	29
Chapter 10: Manners of Talking.....	30
10.1 Worksheet: Manners of Talking	31
Chapter 11: Lying	32
11.1 Worksheet: Lying.....	33
Chapter 12: Friendship.....	34
12.1 Worksheet: Friendship.....	36
Chapter 13: Seeking Knowledge	37
13.1 Worksheet: Knowledge.....	39
Chapter 14: Respect of Teachers	40
14.1 Worksheet: Respect of Teachers	41
Chapter 15: Be Kind to Others	42
15.1 Worksheet: Be Kind to Others	43
Chapter 16: Manners at Other People’s Home.....	44
16.1 Worksheet: Manners at Other People’s Home.....	45
Acknowledgements	46

Foreword

The material presented in this document is a result of an effort made by the personnel of the school of Ahlul’Bait of the Shia-Muslim Association of Bay Area Islamic Center at San Jose, California in cooperation with several schools of Ahlul’Bait at London-Stanmore, London-Hujjat, Vancouver, Minnesota and Toronto.

We, at San Jose, looked at material from London-Stanmore, London-Hujjat, Vancouver, Minnesota, Toronto and Irvine's Islamic institutions, as well as that available at various web-sites to compile age appropriate textbooks for use by our students. We thank the institutions that were kind enough to provide us with the electronic files of their curriculum. We used some of what they had and added to it what we felt was appropriate. We included more worksheets and pictures where deemed necessary. We also added some new topics that, we felt are important to the students.


We had two important goals in mind while working on this document. First, introduce the students to the important Islamic concepts and beliefs that are crucial for him/her to know. Second, expose the students to as many Quranic verses and sayings from Prophet Muhammad (p) and his Ahlul’Bait (a) as possible.

We thank Hujjatul Islam Maulana Nabi Raza Abidi for his spiritual guidance. We hope future efforts will continue taking place until reaching our goal of having a strong, rich and unified curriculum for the schools of Ahlul’Bait for all ages.

**Syllabus Committee
School of Ahlul’Bait**

Chapter 1: Merits of Good Akhlaq?

Many times we divide people into two groups: good people and bad people. Have you ever wondered what makes some people 'good' and some people 'bad'? Is it because of the color of their skin? Or is it because of the size of their house? Or is it because of how fast their cars go???



No, of course not! But then why do we call some people 'good' and some people 'bad'? Well the main reason we call some people 'good' and some people 'bad' is because of their MANNERS. And that is exactly what *akhlaq* means. It means 'manners'. Good people have good *akhlaq*, which means they have good manners. And bad people have bad *akhlaq*, which means they have bad manners.

When Prophet Muhammad (s) came to teach us Islam, he said:

"I have been sent by Allah so that I may teach the people GOOD AKHLAQ."

Allah wants us to have good *akhlaq*.

Since we are Muslims and since we listen to Allah, we should ALWAYS have good *akhlaq*.

So what does it mean to have good *akhlaq*? Well having good *akhlaq* means doing good deeds all the time. Can you think of any good deeds?

Helping our parents is a way to show that we have good *akhlaq*. Some other examples of good *akhlaq* are: greeting each other, loving Allah, staying clean and sharing our things. At the same time, we should stop ourselves from having bad *akhlaq*. Some examples of bad *akhlaq* are: being greedy, not listening to parents, telling lies and being lazy.



So now that we all know what *akhlaq* means, let's make sure that we have good *akhlaq* so that we can all be good Muslims.


I'm Gonna be a great Muslim!

*I'm gonna be a great Muslim
So Shaitan beware!
I'm praying my salaah on time
And working on my AKHLAQ!*

*I'm gonna be a mighty believer
So Shaitan beware!
I'm being good to my parents
And worshipping ALLAH!*

*I'm gonna be a true Muslim
So Shaitan beware!
Respecting everyone
And loving ALLAH!*

1.1 Worksheet: Circle the good akhlaq and cross out the bad akhlaq



Chapter 2: Good Habits, Saying Bismillah and Alhamdulillah

2.1 Saying Bismillah

“Bismillahir Rahmanir Rahim”

Is a very important sentence

In fact it is so important that we should say it whenever we begin ANYTHING. Most of you already know what the sentence is, but today we are going to learn what it means. We will also learn why it is so important.

We say **Bismillahir Rahmanir Rahim** before we start anything. Bismillahir Rahmanir Rahim means:

“I begin in Allah’s name who is the most Kind and the most Merciful.”

We say that because it reminds us that everything we do is for Allah. If we say it before we do anything, then Allah will help us finish whatever we are doing. Allah will also make sure that Shaitan doesn’t come and disturb us.

Once upon a time, there lived a nice Muslim lady who always used to say Bismillahir Rahmanir Rahim before she did anything. Now every night, before she went to sleep, this lady would take off her ring and put it in her closet. And, as always, before she took off her ring she would say Bismillahir Rahmanir Rahim.

Her husband did not believe that just by saying Bismillahir Rahmanir Rahim Allah would help her. So one night to show his wife that Bismillahir Rahmanir Rahim did not make any difference, the husband took his wife’s ring from the closet, where she had kept it safely, and threw it in the river.



The next morning because the lady was late and had to hurry to the shops, she did not have time to get her ring which she thought was still in the closet. The lady went to the shops and bought a fish for their dinner that evening. When she got home, she began to cut the fish so that she could cook it and what do you think she found inside the fish?

Yes, there was her ring that her husband had thrown in the river. The fish had actually swallowed it. The lady was very surprised to find her ring in the fish, and when her husband came home she told him all about it.



The husband was shocked. He then told her how he had thrown her ring in the river. He also told her how sorry he was and that now he truly believed that Allah looks after anyone who says: Bismillahir Rahmanir Rahim.

So that's why we should always say Bismillahir Rahmanir Rahim before we do anything. If we say it then Allah will help us in whatever we are doing. We should say Bismillahir Rahmanir Rahim before we eat our food, before leaving our house, before doing our homework. and even before playing a game Because we want Allah to help us all the time.

2.2 Saying Alhamdulillah

Allah has given us so much. He gave us feet so we can walk and hands so we can work. He gave us eyes to see and ears to hear. He gave us all these things and so much more. So shouldn't we thank Allah for all that He has given us?

In Islam, we have a different way of saying "Thank you" to Allah. In Islam, we say "Alhamdulillah". It means, "All praise is for Allah". We praise and thank Allah because He gave us all these gifts. Now imagine if we didn't have any feet. How would we be able to walk? And imagine if we didn't have any hands. How would we be able to hold anything? And imagine if we didn't have any eyes ... well then, we would be crashing into everything, wouldn't we?!

So what do we say to Allah for giving us all the He has given us?
ALHAMDULILLAH!



2.3 Work sheet

Circle the right answer.

Before starting a lesson.

Bismillah Alhamdulillah

Going for a ride in a car. .

Bismillah Alhamdulillah

Got "A" grade in Akhlaq test.

Bismillah Alhamdulillah

Before eating Icecream.

Bismillah Alhamdulillah

Having cool toys.

Bismillah Alhamdulillah

Allah has given you family.

Bismillah Alhamdulillah

Saying this will keep Shaitan away.

Bismillah Alhamdulillah

Allah has given you eyes to see. .

Bismillah Alhamdulillah

Chapter 3: Cleanliness

Allah says in the Holy Qur'an: that He loves those who keep themselves clean.

There is a difference between Clean and Pak:

Clean = free from dirt. Physically clean.

Pak = to be pure according to Islam. Spiritually clean.

You should always be clean and try to be Pak all of the time.

Why is it so important to be clean?

If you do not keep yourself clean then you will get ill, as germs that cause sickness live in places of dirt.

How do you keep yourself clean?

You should take a bath regularly.



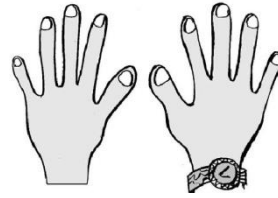
You should brush your teeth morning and night.



Your hair must always be combed.



You should cut your nails regularly and make sure they are clean.




You should make sure your clothes are clean and look neat and tidy.




Besides keeping yourselves clean you should make sure that the food that you eat is clean (and always Halaal).

Fruits should be washed before eating.



You should also make sure that the things around you are clean - your house, your room, your cupboards...







3.1 Worksheet: Cleanliness

We should make sure what we eat is Halaal and that our homes are clean and our rooms are tidy.

In the other circles draw what you should do to keep yourself clean.


E.g.: Change our clothes when they are dirty.



Chapter 4: Being selective in eating and drinking


Allah says in the Holy Qur'an:

**"O People, eat from the land what is permitted and good and do not follow in the footsteps of Shaitan, for he is an open enemy to you."
(al Baqarah, 2:168).**

- Since food and drink are necessary for living, Allah has given clear guidelines on what can and cannot be eaten. We have also been instructed in manners and behavior of eating.
- Thus eating and drinking becomes a way by which a Muslim remembers the blessings of Allah and by following the rules of Islam, he also shows his commitment to his religion.
- We all know that pork is haraam for us to eat, and so any meat which is not slaughtered according to Islamic Law.  is
- Zabiha means the beef, chicken or any other halal animal, which is slaughtered according to Islam .Zabiha is the meat we eat. That is why we don't get meat from the grocery stores but special Islamic stores.
- All the different kinds of drinks are halal for us e.g. soft drinks, juices, shakes, floats etc.
- We all know that to drink alcohol is HARAAM.

Do we know why alcohol has been forbidden?


The answer is yes, and it is because alcohol is bad for us. We all know that Allah is the Most Gracious and The Most Merciful, so He would not forbid anything for us unless it was harmful.



Everything which is made haraam for us by Allah is for a reason, and that reason is that it is bad for our health.

4.1 Worksheet: Being Selective in Eating and Drinking

Circle the Halal Items and cross out the Haram.



Chapter 5: Respect of Parents

**Allah Says in the Holy Qur'an:
“.. Do not worship anyone except
Allah and be kind to your parents..”**

Allah is telling us in the same sentence to worship only Him, and to be good to our parents. This shows us how important being kind to our parents is in Islam.


The Holy Prophet (s.a.w.) has also said that when we please our parents we are pleasing Allah, and when we upset them we are upsetting Allah.

Your mother carried you for nine months then gave birth to you, fed you, clothed you and looked after you



This is why in Islam we are told that Heaven lies under the feet of your mother.

When you are ill, your parents look after you.



When you are sad they are sad. When you are happy, they are happy.



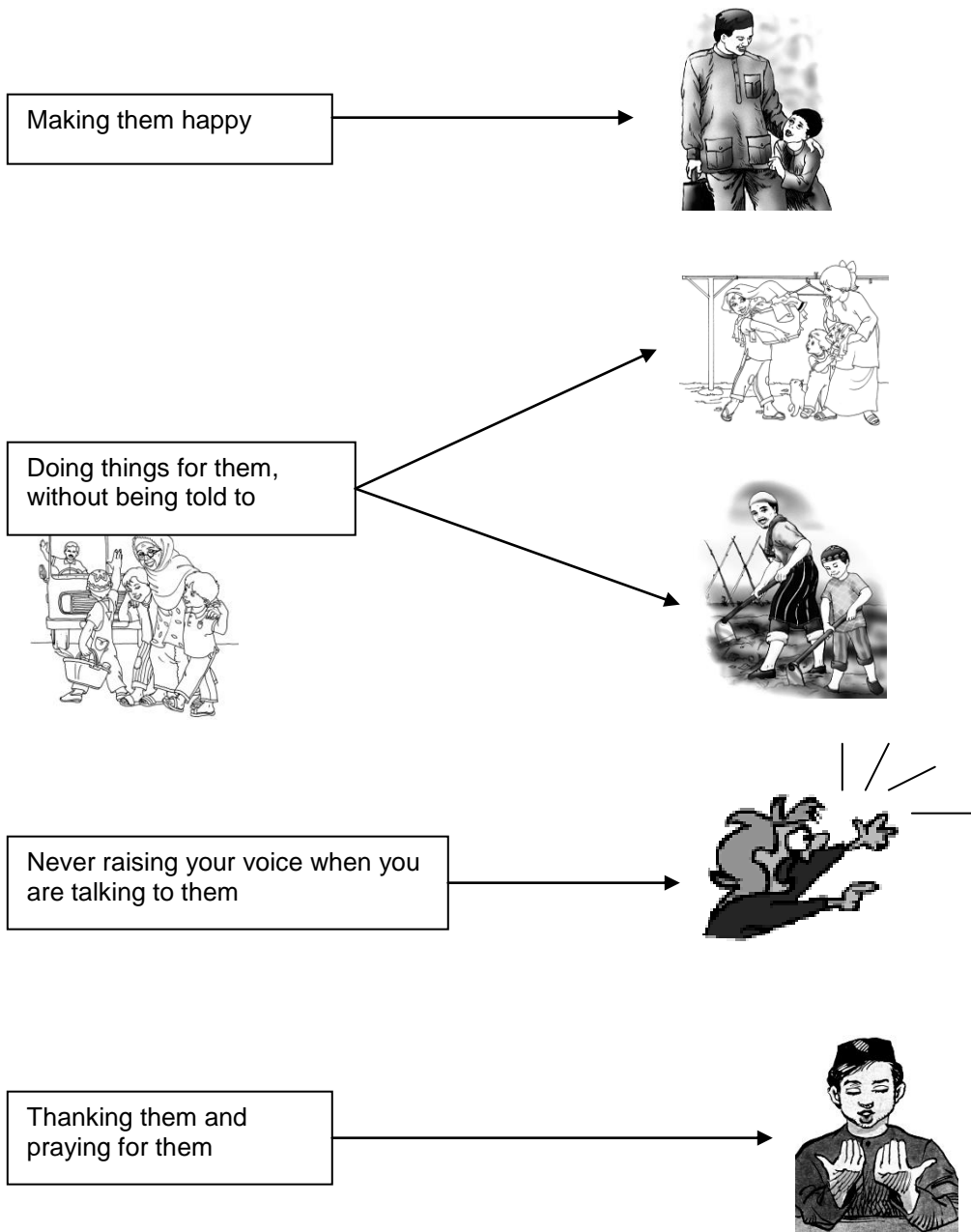
When you need help they are there for you.



They pray for you, without you asking or even knowing.



You can never repay your parents for everything they have done for you, but you can thank them by respecting them:




Remember to treat your grandparents with the same respect that you treat your parents. They cared for your parents just like your parents cared for you.

5.1 Worksheet: Respect of Parents

Allah wants us to be kind to our parents.

Draw 2 pictures of how you can be kind to you parents:

E.g. By playing quietly when they are resting:



Chapter 6: Sharing with Siblings

Allah likes us to share our things, especially with our brothers and sisters.

Remember that everything we have is from Allah, and if we share Allah will give us more.



One day a woman came to Kazim's house to see his mom. She brought her son, Raza.

Kazim's mom told him to play with Raza.

So, they played in Kazim's room with his toys.

Soon, Kazim's younger brother Adam came, and he, too, wanted to play with his brother's toys.



But Kazim did not want to play with his brother, in case Adam broke his toys.



Adam was very upset and started crying.

Kazim's mom asked Kazim to share his toys with his brother, but Kazim would not.





A few days later, Kazim went to Raza's house, but Raza was being mean, and would not let Kazim play with his toys. Kazim was very sad.

When Kazim got home he told his mom how mean Raza had been. His brother Adam heard him, and told Kazim he could have his (Adam's) favorite book to color in.



Kazim realised how much his brother loved him, and was very sorry for not sharing with Adam and making him sad.


He promised that from then on he would always share all his things with his brother.



Brothers and sisters are very special. If we fight with a friend, they will go away, but even if we fight with our brother or sister they will always be there with us.

6.1 Worksheet: Sharing with Siblings

Color the pictures below and draw how many of your bunny sweets you will share:



Chapter 7: Manners in the Islamic Center

Mosque is a place only for Salaah.

ISLAMIC CENTER is a place for Salaah and other functions.

You should enter The Islamic Centre with your right foot, and remember where you are entering and act with due respect.

Say Salam to people as you see them, do not wait for them to say it first. After removing your shoes, find a place to sit.



While lecture is going on, listen carefully. Do not talk during lecture, Adhan, Iqamah, Salaah or du'a.

Sit in such a manner that everyone around you is sitting comfortably

If you do not understand the lecture, recite Salawaat or Tasbeeh of Sayyida Fatimah Zahra (a.s.). Avoid talking and be considerate to others, don't play outside during lecture time, be considerate of neighbors when playing outside.

When food (tabarruk) is given out, wait to be given one and then take only one.


When leaving, leave slowly being careful not to push anyone. Leaving with your left foot first.

Say Fiamanillah to people as you leave.

7.1 Worksheet: Manners in the Islamic Center


Draw below things that you **should NOT** do in the Islamic Centre

E.g.: Running around:



Chapter 8: Manners of Sleeping

Before going to bed, you should do the following things:




Before going to sleep you should think of all good and bad deeds you have done in the day.

Which angel has done more writing: the angel on your right shoulder writing good deeds, or the angel on your left writing bad deeds.

More good or



Say sorry to Allah for anything bad that you have done, and promise that you will not do it again.



If you have been mean to anyone, tell yourself that tomorrow you will say sorry to them.

You should then sleep on your back or your right side. It is not good to sleep on your tummy.



8.1 Worksheet: Manners of Sleeping

Draw all the things you should try and do before you go to sleep:


E.g. Finish your homework:



Chapter 9: Manners of Waking Up

When we sleep our soul goes to visit Allah, but then Allah lets us come back and we wake up.

You should remember to do the following when you wake up in the morning:



Remember, knock on your parents' door and wait for permission **before** you enter.

You should then put on your slippers and go to the toilet.

9.1 Worksheet: Manners of Waking Up

We remember Allah as soon as we wake up, then send Salaams to our 12th Imam (a.s.) and then go and greet our parents.

Draw 2 other things you can do after you wake up:

E.g.: Put on our clothes:



Chapter 10: Manners of Talking

People may look at you and decide what kind of person you are by the way you are dressed, but their final and lasting feeling about you will be on what you say.

Think before you speak.

Imam Hussein (a.s.) has said that:

You should never begin a conversation without first saying Salaam to the person.

When speaking:

Always speak what is **useful**, what is **truthful** and what is **not harmful** to anyone.


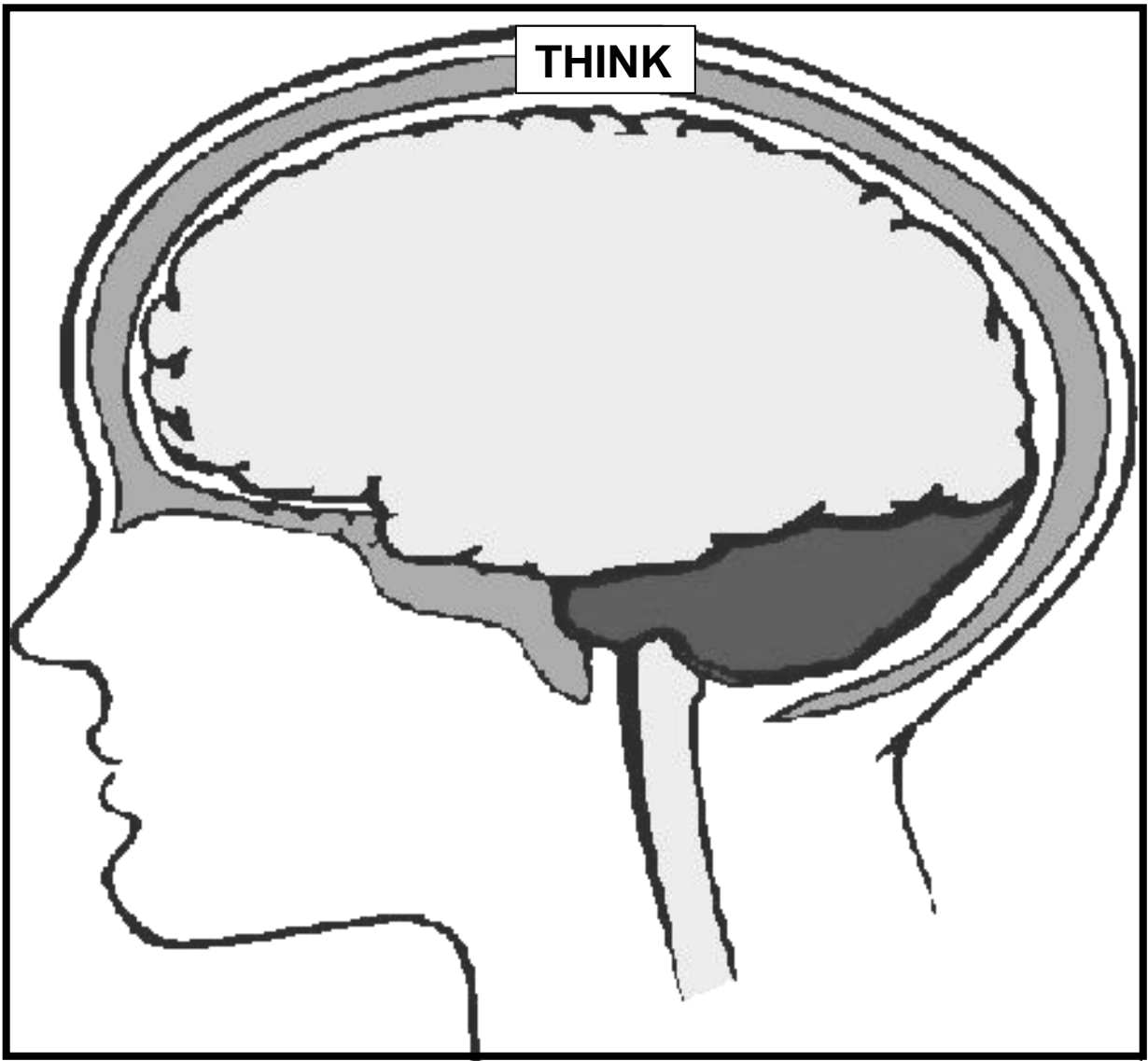
- Never, say hurtful things or back-bite about anyone, do not even listen to others doing it.
- Never, hurt anyone's feelings even jokingly.
- Never, use bad language.

Think before you speak, and imagine if our 12th Imam (a.s.) is standing next to you, would you still say what you are going to say.

If you are not sure whether you should say something or not, then it is better to keep quiet.



10.1 Worksheet: Manners of Talking



Write in the brain all the things you should think of before you open your mouth to speak.

Chapter 11: Lying

Honesty means truthfulness - in your words and actions.

Lying is the opposite of honesty.

Allah says we should never lie. It is Haraam. Whether it is a big or a small lie, whether it is done in seriousness or jokingly. It is Haraam!

A perfect example of honesty is our Holy Prophet Muhammad (s.a.w.), who was known as the truthful one even by his enemies.

Once a man came to the Holy Prophet (s.a.w.) and told him that he was committing many sins like drinking, gambling, stealing...And now he had decided to become a Muslim but he could only give up one of the sins at a time.



The Holy Prophet told him to give up lying.

The man agreed, thinking he had got off lightly.

Now the next day, when the man went to steal something, he stopped and thought. If he got caught, he would not be able to say he did not do it because he could not lie. And even if he did not get caught, how would he be able to face the Holy Prophet (s.a.w.) and tell him all the wrong he had done. It would be so embarrassing.

So by giving up lying the man also gave up his other sins.

One lie usually leads to another, as you try to cover the lie you told before.

So, it is better to tell the truth at the beginning. Otherwise you will soon get into the habit of lying without even thinking about it.


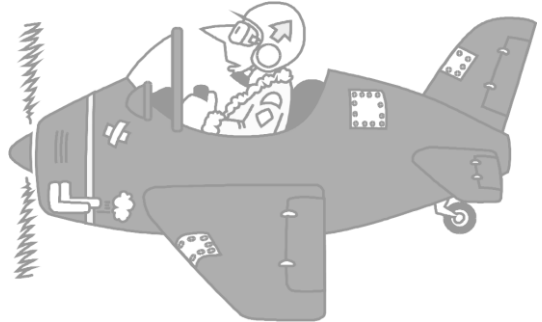
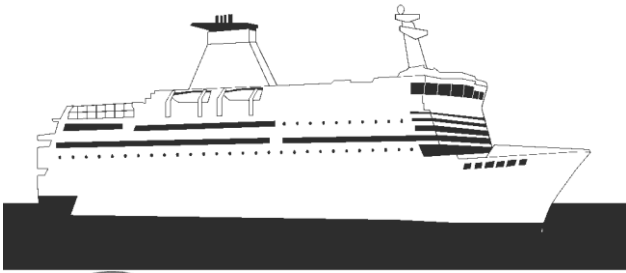

Allah knows everything, so although you may think you have got away with telling a lie and no-one knows, remember Allah knows and He is who you have to answer to. So, it is better to tell the truth and be punished if you have done something wrong; than to lie and be punished by Allah in the hereafter.

11.1 Worksheet: Lying

One of the titles of our Holy Prophet Muhammad (s.a.w.) was the truthful one, as you were told in the notes.

If you take the first letter of each of the pictures below, you will know how to say this title in Arabic.

THE TRUTHFUL ONE - _____ - _____



Chapter 12: Friendship

**Everyone needs friends,
but friends are only worth having if they are true friends.**

Two travellers were on the road together, when a robber suddenly appeared.

One man ran for a tree and climbed up and hid in the branches. The other was not as fast so threw himself onto the ground pretending to be dead. The robber came to the man on the floor, whispered something in his ear and went away. When the robber had gone the man in the tree climbed down and asked his friend what the robber had whispered in his ear.

His friend replied that the robber had told him to find a better friend who would not leave him at the first sign of danger.

Friends influence each other in the matter of conduct, thoughts and belief.

As the Holy Prophet (s.a.w.) has said:

"The behaviour of everyone depends on the belief and principles of his/her friend."

People will judge you according to the friends you have.

Imam Ja'far as-Sadiq (a.s.) was walking in the market with his friend, who had brought his servant with him.

Imam's friend turned to tell his servant something, but he had been left behind talking to someone.

When the servant finally appeared, Imam's friend was very angry and shouted abuse at the servant. He also said abusive things about the servant's mother.

On hearing what his friend had said Imam got very angry and told him that he should not have said such abusive things, especially about the servant's mother. The friend replied that the mother was not a Muslim. To which Imam answered that it made no difference.

Imam (a.s.) then told his friend that their friendship was no more, and walked away from him.


It should not be forgotten that making friends is not enough, but it is also important to keep the friendship.

Imam Ali (a.s.) has said:

"A man who has no friends is poor, but poorer than him, is he who can not keep the friendship and loses his friend."

12.1 Worksheet: Friendship

Next to each picture write what you think is happening & then write down if that is a good quality in a friend and whether or not you would like your friend to have such a quality. You can then color the pictures.



Chapter 13: Seeking Knowledge

For any community to survive and go forward in this world, the people of that community have to have knowledge.

**To gain knowledge is not only to learn like a parrot,
but to understand and act upon what you have learnt.
Then to teach it to others,
so they may benefit from it as well.**

The Holy Prophet (s.a.w.) has said that every Muslim man and woman must gain knowledge.

Once when the Holy Prophet (s.a.w.) entered the Mosque there were two groups of people sitting there. One of the groups was busy praying while the other group were discussing religious topics.



The Holy Prophet (s.a.w.) was very pleased and said that both the groups were doing something good but he preferred the group that was busy discussing. Saying that, he went and joined that group.



The above incident does not mean that prayer is not important, as the Holy Prophet (s.a.w.) was pleased with both groups. The groups that were praying were doing Sunnah prayers not Wajib.

The knowledge that we have to gain should be religious and academic. It is possible to do both, as Allah has made us He knows what we are capable of.

If your knowledge in religion increases you will become closer to Allah because you will understand a lot more of what you are doing and why.

We are told that if two people are offering the same prayer, one with understanding and the other without; then the one with understanding will get more Thawaab.

On the day of Qiyamah if you are questioned about something wrong that you had done in your life, you will not be able to say you did not know! You have no excuse. There are so many books you can read, and so many people you can ask.

13.1 Worksheet: Knowledge

Write on the paper below why it is important to gain knowledge.



A large, empty rectangular box with rounded corners, designed for writing. The box has a decorative scroll-like effect at the top-left and bottom-left corners, with shaded areas indicating the scroll's depth.

Chapter 14: Respect of Teachers

A teacher who teaches any subject, in school or in Sunday school is following the example of our Prophets and Imams who were also teachers, teaching us how to follow the right path.

Just as your parents deserve your respect because of all that they have done for you, **your teachers deserve your respect because they are giving you knowledge** - with which you are able to do great things.

You can only get this knowledge if you:

- Listen to your teacher.
- Pay attention - make sure you understand what you have listened to.

How do you respect you teacher?

- You should stand and say Salaam when your teacher enters the class.
- You should not talk to anyone else when your teacher is talking.
- You should never interrupt your teacher.
- If you want to say something you should put your hand up, and wait until your teacher tells you to talk.
- You should not shout out the answer, if someone else has been asked the question.
- You should sit properly on your chair.
- You should always look at your teacher.
- You should never eat or drink in class.
- You should not doodle, when your teacher is talking.
- You should always thank your teacher for giving up their time to teach you.



14.1 Worksheet: Respect of Teachers

Write in each 'bang' how you would respect your teacher. Then ask your teacher to tick the ones you already do. If all of them are ticked then write your name on the trophy.



Chapter 15: Be Kind to Others

Feelings are your emotions, how happy or sad you are.

If you hurt someone physically, on their body, they can get medicine for it and it soon gets better.



However, if you hurt someone's feelings, there is no medicine for that. The pain feels more and lasts much longer. It may even change the way the person feels about him/herself. They may even lose confidence in themselves.

When you pick on someone or make fun of someone:

- Think how you would feel if you were them.
- Think how much you are hurting them.
- Think that this person may lose confidence in themselves, (which may affect their whole life).

So next time, when you are just making fun of someone with your friends - **THINK.**

Remember that you have to account for everything on the Day of Judgement .


**Allah says that He might forgive you for the sins you have committed against Him,
E.g. not praying or fasting..)**

**BUT He will not forgive you for hurting other people's feelings – unless they forgive
you first.**

So, act now and ask for forgiveness from anyone whose feelings you may have hurt and make sure you do not hurt others feelings in the future.

15.1 Worksheet: Be Kind to Others

Draw a picture of you in the centre and write in the bubbles the 3 "thinks" you should think of.



Chapter 16: Manners at Other People's Home

Islam has told us how to live the different aspects of our life. While visiting somebody's home Islam wants us to be polite **How should we be polite?**




There are many ways, some of them are:

- a) Knock before you enter and ask for permission
- b) If the host is a Muslim, you can start by saying SALAAMUN ALAYKUM.
- c) You can speak in a low voice instead of shouting.
- d) Don't be too inquisitive.

The reason why we should be polite is so that they feel happy and Allah will be pleased with us and we will get Thawaab. Our parents will also be pleased with us.



Don't be too inquisitive



Don't shout

16.1 Worksheet: Manners at Other People's Home

If you are polite towards other people, they will respect you.

How should you behave when?

1. You have gone to somebody's house and you are very grumpy?

2. A friend who you are visiting is not letting you see his toys.

3. You are visiting your cousins, and you are too excited that you started shouting?

4. You are spending the day at your friend's house, and you really want to play his game cube.

Acknowledgements

Shia-Muslim Association of Bay Area would like to thank the authors, editors and reviewers for their contributions to the Madrasat Ahlul-Bait curriculum development project.

We are especially thankful to Dr. Nabi Raza Abidi for leading the curriculum committee and providing the motivation and invaluable guidance for the project.

We would like to express our special gratitude to the SAB teachers and staff for their support and assistance in the development and testing of the curriculum.

SABA is also very thankful to the Islamic organizations and authors whose syllabus and books were used for the inspiration and creation of this curriculum.

Please remember in your prayers, all the people involved in this project.